



Customer Service
PO Box 11813
Harrisburg, PA 17108-1813

ACCOUNT STATEMENT
For the Month Ending
May 31, 2018

SAN BERNARDINO COUNTY

Client Management Team

Kenneth Schiebel, CFA

Managing Director
213 Market Street
Harrisburg, PA 17101-2141
717-232-2723
schiebelk@pfm.com

Danny A. Nelson

Senior Managing Consultant
222 North LaSalle, Suite 910
Chicago, IL 60601
312-523-2434
nelsond@pfm.com

Contents

Cover/Disclosures
Summary Statement
Individual Accounts

Accounts included in Statement

76990800 SAN BERNARDINO COUNTY

SAN BERNARDINO COUNTY
PARTH BHATT
268 WEST HOSPITALITY LANE
FIRST FLOOR
SAN BERNARDINO, CA 92415-0360

Online Access www.pfm.com

Customer Service 1-717-232-2723



Important Disclosures

Important Disclosures

This statement is for general information purposes only and is not intended to provide specific advice or recommendations. PFM Asset Management LLC ("PFM") is an investment advisor registered with the Securities and Exchange Commission, and is required to maintain a written disclosure statement of our background and business experience. If you would like to receive a copy of our current disclosure statement, please contact Service Operations at the address below.

Proxy Voting PFM does not normally receive proxies to vote on behalf of its clients. However, it does on occasion receive consent requests. In the event a consent request is received the portfolio manager contacts the client and then proceeds according to their instructions. PFM's Proxy Voting Policy is available upon request by contacting Service Operations at the address below.

Questions About an Account PFM's monthly statement is intended to detail our investment advisory activity as well as the activity of any accounts held by clients in pools that are managed by PFM. The custodian bank maintains the control of assets and executes (i.e., settles) all investment transactions. The custodian statement is the official record of security and cash holdings and transactions. PFM recognizes that clients may use these reports to facilitate record keeping and that the custodian bank statement and the PFM statement should be reconciled and differences resolved. Many custodians use a settlement date basis which may result in the need to reconcile due to a timing difference.

Account Control PFM does not have the authority to withdraw funds from or deposit funds to the custodian. Our clients retain responsibility for their internal accounting policies; implementing and enforcing internal controls and generating ledger entries or otherwise recording transactions.

Market Value Generally, PFM's market prices are derived from closing bid prices as of the last business day of the month as supplied by ICE Data Services or Bloomberg. Where prices are not available from generally recognized sources the securities are priced using a yield-based matrix system to arrive at an estimated market value. Prices that fall between data points are interpolated. Non-negotiable FDIC-insured bank certificates of deposit are priced at par. Although PFM believes the prices to be reliable, the values of the securities do not always represent the prices at which the securities could have been bought or sold. Explanation of the valuation methods for money market and TERM funds is contained in the appropriate fund information statement.

Amortized Cost The original cost of the principal of the security is adjusted for the amount of the periodic reduction of any discount or premium from the purchase date until the date of the report. Discount or premium with respect to short term securities (those with less than one year to maturity at time of issuance) is amortized on a straightline basis. Such discount or premium with respect to longer term securities is amortized using the constant yield basis.

Tax Reporting Cost data and realized gains / losses are provided for informational purposes only. Please review for accuracy and consult your tax advisor to determine the tax consequences of your security transactions. PFM does not report such information to the IRS or other taxing authorities and is not responsible for the accuracy of such information that may be required to be reported to federal, state or other taxing authorities.

Financial Situation In order to better serve you, PFM should be promptly notified of any material change in your investment objective or financial situation.

Callable Securities Securities subject to redemption prior to maturity may be redeemed in whole or in part before maturity, which could affect the yield represented.

Portfolio The securities in this portfolio, including shares of mutual funds, are not guaranteed or otherwise protected by PFM, the FDIC (except for certain non-negotiable certificates of deposit) or any government agency. Investment in securities involves risks, including the possible loss of the amount invested. Actual settlement values, accrued interest, and amortized cost amounts may vary for securities subject to an adjustable interest rate or subject to principal paydowns. Any changes to the values shown may be reflected within the next monthly statement's beginning values.

Rating Information provided for ratings is based upon a good faith inquiry of selected sources, but its accuracy and completeness cannot be guaranteed. Shares of some money market and TERM funds are marketed through representatives of PFM's wholly owned subsidiary, PFM Fund Distributors, Inc. PFM Fund Distributors, Inc. is registered with the SEC as a broker/dealer and is a member of the Financial Industry Regulatory Authority ("FINRA") and the Municipal Securities Rulemaking Board ("MSRB"). You may reach the FINRA by calling the FINRA Regulator Public Disclosure Hotline at 1-888-289-9999 or at the FINRA Regulation Internet website address www.nasdr.com. A brochure describing the FINRA Regulation Public Disclosure Program is also available from the FINRA upon request.

Key Terms and Definitions

Dividends on money market funds consist of interest earned, plus any discount ratably amortized to the date of maturity, plus all realized gains and losses on the sale of securities prior to maturity, less ratable amortization of any premium and all accrued expenses to the fund. Dividends are accrued daily and may be paid either monthly or quarterly. The monthly earnings on this statement represent the estimated dividend accrued for the month for any program that distributes earnings on a quarterly basis. There is no guarantee that the estimated amount will be paid on the actual distribution date.

Current Yield is the net change, exclusive of capital changes and income other than investment income, in the value of a hypothetical fund account with a balance of one share over the seven-day base period including the statement date, expressed as a percentage of the value of one share (normally \$1.00 per share) at the beginning of the seven-day period. This resulting net change in account value is then annualized by multiplying it by

365 and dividing the result by 7. The yields quoted should not be considered a representation of the yield of the fund in the future, since the yield is not fixed.

Average maturity represents the average maturity of all securities and investments of a portfolio, determined by multiplying the par or principal value of each security or investment by its maturity (days or years), summing the products, and dividing the sum by the total principal value of the portfolio. The stated maturity date of mortgage backed or callable securities are used in this statement. However the actual maturity of these securities could vary depending on the level or prepayments on the underlying mortgages or whether a callable security has or is still able to be called.

Monthly distribution yield represents the net change in the value of one share (normally \$1.00 per share) resulting from all dividends declared during the month by a fund expressed as a percentage of the value of one share at the beginning of the month. This resulting net change is then annualized by multiplying it by 365 and dividing it by the number of calendar days in the month.

YTM at Cost The yield to maturity at cost is the expected rate of return, based on the original cost, the annual interest receipts, maturity value and the time period from purchase date to maturity, stated as a percentage, on an annualized basis.

YTM at Market The yield to maturity at market is the rate of return, based on the current market value, the annual interest receipts, maturity value and the time period remaining until maturity, stated as a percentage, on an annualized basis.

Managed Account A portfolio of investments managed discretely by PFM according to the client's specific investment policy and requirements. The investments are directly owned by the client and held by the client's custodian.

Unsettled Trade A trade which has been executed however the final consummation of the security transaction and payment has not yet taken place.

Please review the detail pages of this statement carefully. If you think your statement is wrong, missing account information, or if you need more information about a transaction, please contact PFM within 60 days of receipt. If you have other concerns or questions regarding your account you should contact a member of your client management team or PFM Service Operations at the address below.

PFM Asset Management LLC
Attn: Service Operations
213 Market Street
Harrisburg, PA 17101



Account Statement
For the Month Ending **May 31, 2018**

Consolidated Summary Statement

SAN BERNARDINO COUNTY

Portfolio Summary

Portfolio Holdings	Cash Dividends and Income	Closing Market Value
PFM Managed Account	9,973,360.07	6,844,015,893.17
Cash Balance	0.00	193,335,583.79
Total	\$9,973,360.07	\$7,037,351,476.96

Investment Allocation

Investment Type	Closing Market Value	Percent
Bank Note	54,224,470.00	0.77
Certificate of Deposit	1,350,342,816.20	19.19
Commercial Paper	968,514,797.50	13.76
Corporate Note	89,289,689.00	1.27
Federal Agency Bond / Note	1,699,007,739.47	24.14
Federal Agency Discount Note	14,935,356.00	0.21
Federally Insured Cash Account	50,000,000.00	0.71
Joint Powers Authority	187,000,000.00	2.66
Money Market Mutual Fund	2,000,000.00	0.03
NOW Account	200,000,000.00	2.84
Supra-National Agency Bond / Note	851,503,850.00	12.10
U.S. Treasury Bond / Note	1,377,197,175.00	19.57
Cash Balance	193,335,583.79	2.75
Total	\$7,037,351,476.96	100.00%



Account Statement
For the Month Ending **May 31, 2018**

Consolidated Summary Statement

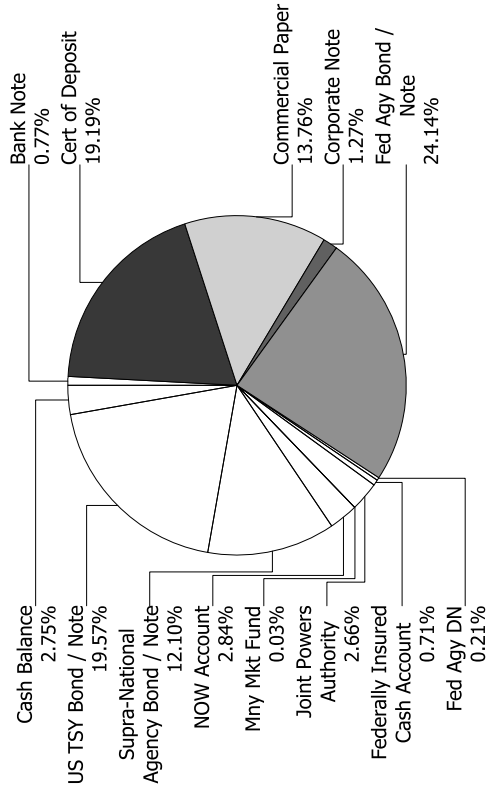
SAN BERNARDINO COUNTY

Maturity Distribution (Fixed Income Holdings)

Portfolio Holdings	Closing Market Value	Percent
Under 30 days	1,572,182,268.29	22.35
31 to 60 days	762,493,593.70	10.83
61 to 90 days	349,462,708.50	4.97
91 to 180 days	535,659,755.25	7.61
181 days to 1 year	1,009,223,219.70	14.34
1 to 2 years	1,699,081,796.52	24.14
2 to 3 years	871,435,510.00	12.38
3 to 4 years	213,608,525.00	3.04
4 to 5 years	24,204,100.00	0.34
Over 5 years	0.00	0.00
Total	\$7,037,351,476.96	100.00%

Weighted Average Days to Maturity 342

Sector Allocation





Managed Account Summary Statement

For the Month Ending **May 31, 2018**

SAN BERNARDINO COUNTY - 76990800

Transaction Summary - Managed Account

Opening Market Value	\$7,203,479,665.25
Maturities/Calls	(2,363,000,000.00)
Principal Dispositions	0.00
Principal Acquisitions	1,993,089,940.76
Unsettled Trades	0.00
Change in Current Value	10,446,287.16
Closing Market Value	\$6,844,015,893.17

Cash Transactions Summary - Managed Account

Maturities/Calls	2,363,155,000.00
Sale Proceeds	0.00
Coupon/Interest/Dividend Income	7,627,296.25
Principal Payments	0.00
Security Purchases	(1,993,213,830.26)
Net Cash Contribution	(377,568,465.99)
Reconciling Transactions	0.00

Earnings Reconciliation (Cash Basis) - Managed Account

Interest/Dividends/Coupons Received	7,782,296.25
Less Purchased Interest Related to Interest/Coupons	(123,889.50)
Plus Net Realized Gains/Losses	2,314,953.32
Total Cash Basis Earnings	\$9,973,360.07

Cash Balance

Closing Cash Balance **\$0.00**

Earnings Reconciliation (Accrual Basis)

	Total
Ending Amortized Value of Securities	6,880,645,219.21
Ending Accrued Interest	18,505,511.12
Plus Proceeds from Sales	0.00
Plus Proceeds of Maturities/Calls/Principal Payments	2,363,155,000.00
Plus Coupons/Dividends Received	7,627,296.25
Less Cost of New Purchases	(1,993,213,830.26)
Less Beginning Amortized Value of Securities	(7,248,608,237.91)
Less Beginning Accrued Interest	(17,641,840.88)

Total Accrual Basis Earnings

\$10,469,117.53



Portfolio Summary and Statistics

For the Month Ending **May 31, 2018**

SAN BERNARDINO COUNTY - 76990800

Account Summary

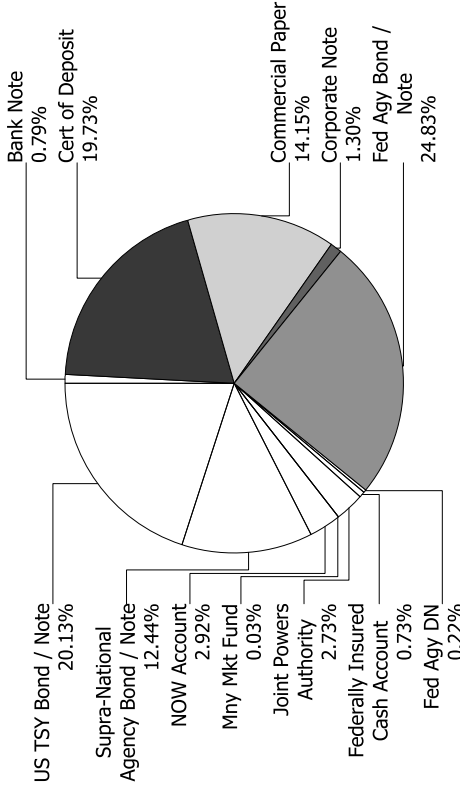
Description	Par Value	Market Value	Percent
U.S. Treasury Bond / Note	1,400,000,000.00	1,377,197,175.00	20.13
Supra-National Agency Bond / Note	860,000,000.00	851,503,850.00	12.44
NOW Account	200,000,000.00	200,000,000.00	2.92
Money Market Mutual Fund	2,000,000.00	2,000,000.00	0.03
Joint Powers Authority	187,000,000.00	187,000,000.00	2.73
Federally Insured Cash Account	50,000,000.00	50,000,000.00	0.73
Federal Agency Discount Note	15,000,000.00	14,935,356.00	0.22
Federal Agency Bond / Note	1,713,672,000.00	1,699,007,739.47	24.83
Corporate Note	90,000,000.00	89,289,689.00	1.30
Commercial Paper	970,000,000.00	968,514,797.50	14.15
Certificate of Deposit	1,350,700,000.00	1,350,342,816.20	19.73
Bank Note	55,000,000.00	54,224,470.00	0.79
Managed Account Sub-Total	6,893,372,000.00	6,844,015,893.17	100.00%
Accrued Interest		18,505,511.12	
Total Portfolio	6,893,372,000.00	6,862,521,404.29	

Unsettled Trades

0.00

0.00

Sector Allocation



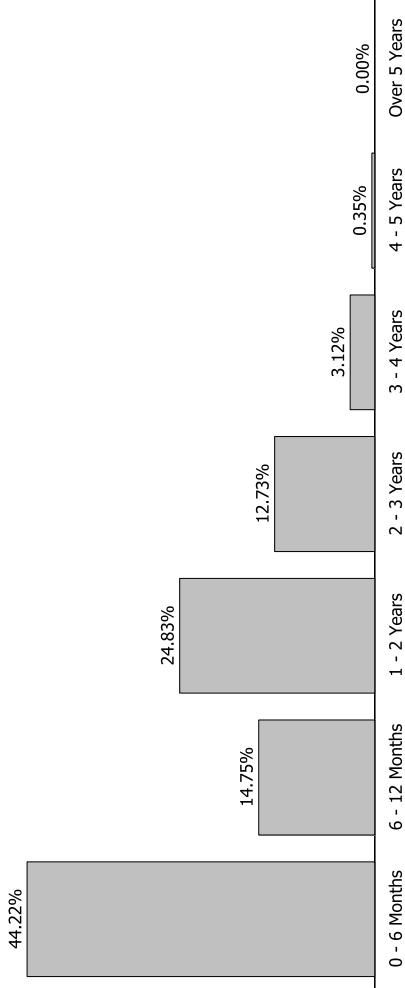


Portfolio Summary and Statistics

For the Month Ending **May 31, 2018**

SAN BERNARDINO COUNTY - 76990800

Maturity Distribution



Characteristics

Yield to Maturity at Cost	1.74%
Yield to Maturity at Market	2.20%
Duration to Worst	0.93
Weighted Average Days to Maturity	352



Managed Account Issuer Summary

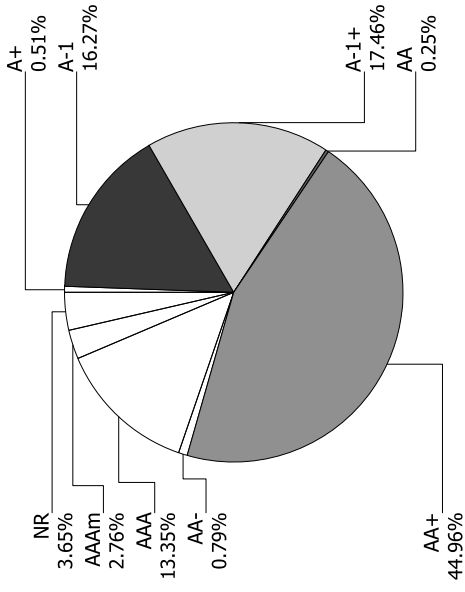
For the Month Ending May 31, 2018

SAN BERNARDINO COUNTY - 76990800

Issuer Summary

Issuer	Market Value of Holdings	Percent
AMERICAN HONDA FINANCE	44,867,655.00	0.66
BANK OF AMERICA CO	50,005,835.00	0.73
BANK OF MONTREAL	124,926,208.75	1.83
BANK OF NOVA SCOTIA	174,988,610.00	2.56
BANK OF THE WEST	200,000,000.00	2.92
BERKSHIRE HATHAWAY INC	9,977,010.00	0.15
BNP PARIBAS	99,586,725.00	1.46
BPCE GROUP	149,993,100.00	2.19
CAMP	187,000,000.00	2.73
COMMONWEALTH BANK OF AUSTRALIA	124,826,250.00	1.82
CREDIT AGRICOLE SA	224,809,025.00	3.28
DEXIA GROUP	24,957,162.50	0.36
EXXON MOBIL CORP	79,975,120.00	1.17
FANNIE MAE	351,034,646.95	5.13
FEDERAL FARM CREDIT BANKS	198,591,691.00	2.90
FEDERAL HOME LOAN BANKS	715,101,365.00	10.46
FEDERATED GOVT OBLIGATIONS FUNDS	1,000,000.00	0.01
FIDELITY TREASURY MF	1,000,000.00	0.01
FREDDIE MAC	449,215,392.52	6.56
INTER-AMERICAN DEVELOPMENT BANK	271,987,675.00	3.97
INTERNATIONAL FINANCE CORPORATION	24,745,300.00	0.36
INTL BANK OF RECONSTRUCTION AND DEV	554,770,875.00	8.11
JOHNSON & JOHNSON	2,951,430.00	0.04
JP MORGAN CHASE & CO	159,665,205.00	2.33
MICROSOFT CORP	59,421,900.00	0.87
MITSUBISHI UFJ FINANCIAL GROUP INC	69,900,985.00	1.02
NORDEA BANK AB	75,035,285.00	1.10
RABOBANK NEDERLAND	49,993,454.50	0.73
ROYAL BANK OF CANADA	150,014,075.00	2.19
STONECASTLE FICA	50,000,000.00	0.73
SVENSKA HANDELSBANKEN AB	195,609,860.20	2.86
SWEDBANK AB	105,024,708.25	1.53

Credit Quality (S&P Ratings)





Managed Account Issuer Summary

For the Month Ending **May 31, 2018**

SAN BERNARDINO COUNTY - 76990800

Issuer	Market Value of Holdings	Percent
TORONTO-DOMINION BANK	124,949,519.50	1.83
TOYOTA MOTOR CORP	99,766,750.00	1.46
UNITED STATES TREASURY	1,377,197,175.00	20.13
US BANCORP	104,195,430.00	1.52
WAL-MART STORES INC	6,933,619.00	0.10
WESTPAC BANKING CORP	149,996,850.00	2.19
Total	\$6,844,015,893.17	100.00%



Managed Account Detail of Securities Held

For the Month Ending **May 31, 2018**

SAN BERNARDINO COUNTY - 76990800

Security Type / Description	Dated Date / Coupon / Maturity	CUSIP	S&P Rating	Moody's Rating	Trade Date	Settle Date	Original Cost	YTM at Cost	Accrued Interest	Amortized Cost	Market Value
U.S. Treasury Bond / Note											
US TREASURY NOTES	DTD 02/29/2012 1.375% 02/28/2019	912828SH4	AA+	Aaa	11/18/15	11/19/15	25,046,875.00	1.32	86,871.60	25,010,883.25	24,843,750.00
US TREASURY NOTES	DTD 02/28/2014 1.500% 02/28/2019	912828C24	AA+	Aaa	10/27/16	10/28/16	50,607,421.88	0.97	189,538.04	50,195,486.00	49,736,350.00
US TREASURY NOTES	DTD 03/31/2014 1.625% 03/31/2019	912828C65	AA+	Aaa	11/12/15	11/13/15	25,210,937.50	1.37	68,818.31	25,052,751.25	24,873,050.00
US TREASURY NOTES	DTD 04/15/2016 0.875% 04/15/2019	912828Q52	AA+	Aaa	09/26/17	09/27/17	24,797,851.56	1.40	28,090.85	24,885,793.00	24,705,075.00
UNITED STATES TREASURY NOTES	DTD 05/31/2017 1.250% 05/31/2019	912828XS4	AA+	Aaa	06/14/17	06/15/17	24,977,539.06	1.30	853.83	24,988,514.50	24,749,025.00
UNITED STATES TREASURY NOTES	DTD 05/31/2017 1.250% 05/31/2019	912828XS4	AA+	Aaa	09/26/17	09/27/17	24,934,670.31	1.41	853.83	24,960,990.75	24,749,025.00
US TREASURY NOTES	DTD 05/31/2012 1.125% 05/31/2019	912828SX9	AA+	Aaa	03/28/17	03/29/17	49,800,781.25	1.31	1,536.89	49,907,969.00	49,439,450.00
US TREASURY NOTES	DTD 06/15/2016 0.875% 06/15/2019	912828R85	AA+	Aaa	12/20/16	12/21/16	24,660,156.25	1.43	100,961.54	24,856,451.25	24,638,675.00
US TREASURY NOTES	DTD 07/02/2012 1.000% 06/30/2019	912828TC4	AA+	Aaa	03/28/17	03/29/17	49,630,859.38	1.33	209,944.75	49,822,092.00	49,320,300.00
US TREASURY NOTES	DTD 06/30/2014 1.625% 06/30/2019	912828WS5	AA+	Aaa	06/29/17	06/30/17	50,244,140.63	1.38	341,160.22	50,132,653.00	49,646,500.00
US TREASURY NOTES	DTD 06/30/2014 1.625% 06/30/2019	912828WS5	AA+	Aaa	07/03/17	07/05/17	50,210,937.50	1.41	341,160.22	50,115,422.00	49,646,500.00
US TREASURY N/B NOTES	DTD 06/30/2017 1.250% 06/30/2019	912828XV7	AA+	Aaa	12/15/17	12/18/17	49,570,312.50	1.82	262,430.94	49,696,618.50	49,451,150.00
US TREASURY N/B	DTD 09/15/2016 0.875% 09/15/2019	9128282G4	AA+	Aaa	09/20/17	09/21/17	24,721,679.69	1.45	46,365.49	24,818,423.25	24,537,100.00
US TREASURY NOTES	DTD 10/31/2014 1.500% 10/31/2019	912828F62	AA+	Aaa	12/20/16	12/21/16	24,968,750.00	1.54	32,608.70	24,984,459.50	24,704,100.00



Managed Account Detail of Securities Held

For the Month Ending **May 31, 2018**

SAN BERNARDINO COUNTY - 76990800

Security Type/Description	Dated Date/Coupon/Maturity	CUSIP	S&P Rating	Moody's Rating	Trade Date	Settle Date	Original Cost	YTM at Cost	Accrued Interest	Amortized Cost	Market Value
U.S. Treasury Bond / Note											
US TREASURY NOTES	DTD 10/31/2014 1.500%	912828F62	AA+	Aaa	11/16/17	11/17/17	24,899,414.06	1.71	32,608.70	24,926,956.25	24,704,100.00
US TREASURY NOTES	DTD 11/30/2012 1.000%	912828UB4	AA+	Aaa	11/10/16	11/14/16	24,900,390.63	1.13	683.06	24,950,586.00	24,501,950.00
US TREASURY N/B	DTD 12/15/2016 1.375%	912828U73	AA+	Aaa	09/26/17	09/27/17	24,948,242.19	1.47	158,653.85	24,963,997.50	24,626,950.00
US TREASURY N/B NOTES	DTD 01/17/2017 1.375%	912828V31	AA+	Aaa	01/12/18	01/16/18	49,376,953.13	2.01	260,186.46	49,492,401.00	49,207,050.00
US TREASURY NOTES	DTD 02/15/2017 1.375%	912828W22	AA+	Aaa	01/12/18	01/16/18	49,337,890.63	2.03	201,312.15	49,455,309.50	49,152,350.00
US TREASURY NOTES	DTD 03/02/2015 1.375%	912828J50	AA+	Aaa	02/01/17	02/02/17	24,858,398.44	1.56	86,871.60	24,918,695.00	24,563,475.00
US TREASURY NOTES	DTD 04/30/2015 1.375%	912828K58	AA+	Aaa	01/06/17	01/09/17	49,675,781.25	1.58	59,782.61	49,810,588.50	49,037,100.00
US TREASURY NOTES	DTD 04/30/2013 1.125%	912828VA5	AA+	Aaa	01/31/18	02/01/18	48,820,312.50	2.21	48,913.04	48,990,801.50	48,804,700.00
US TREASURY NOTES	DTD 05/31/2013 1.375%	912828VF4	AA+	Aaa	03/28/18	03/29/18	49,009,765.63	2.31	1,878.42	49,088,470.50	48,982,400.00
US TREASURY NOTES	DTD 06/01/2015 1.500%	912828XE5	AA+	Aaa	04/25/18	04/26/18	48,966,796.88	2.52	2,049.18	49,014,686.00	49,105,450.00
US TREASURY NOTES	DTD 07/01/2013 1.875%	912828VJ6	AA+	Aaa	03/28/18	03/29/18	49,511,718.75	2.32	393,646.41	49,549,505.00	49,447,250.00
US TREASURY NOTES	DTD 07/01/2013 1.875%	912828VJ6	AA+	Aaa	04/25/18	04/26/18	49,298,828.13	2.54	393,646.41	49,330,366.50	49,447,250.00
US TREASURY NOTES	DTD 07/31/2013 2.000%	912828VP2	AA+	Aaa	04/25/18	04/26/18	49,404,296.88	2.54	334,254.14	49,430,055.00	49,529,300.00
US TREASURY NOTES	DTD 08/16/2010 2.625%	912828NT3	AA+	Aaa	12/20/16	12/21/16	25,721,679.69	1.80	192,161.60	25,441,876.25	25,094,725.00



Managed Account Detail of Securities Held

For the Month Ending **May 31, 2018**

SAN BERNARDINO COUNTY - 76990800

Security Type / Description	Dated Date / Coupon / Maturity	CUSIP	S&P Rating	Moody's Rating	Trade Date	Settle Date	Original Cost	YTM at Cost	Accrued Interest	Amortized Cost	Market Value
U.S. Treasury Bond / Note											
US TREASURY NOTES	10/31/2020	912828WVC0	AA+	Aaa	10/25/17	10/26/17	49,996,093.75	1.75	76,086.96	49,996,897.00	49,140,600.00
DTD 10/31/2013 1.750%											
US TREASURY NOTES	11/30/2020	912828M98	AA+	Aaa	12/20/16	12/21/16	24,755,859.38	1.88	1,109.97	24,843,324.25	24,480,475.00
DTD 11/30/2015 1.625%											
US TREASURY N/B	02/28/2021	912828P87	AA+	Aaa	11/29/17	11/30/17	24,374,023.44	1.92	71,076.77	24,468,359.75	24,080,075.00
DTD 02/29/2016 1.125%											
US TREASURY NOTES	05/31/2021	912828R77	AA+	Aaa	12/20/16	12/21/16	24,334,960.94	2.00	939.21	24,544,923.75	24,159,175.00
DTD 05/31/2016 1.375%											
US TREASURY NOTES	05/31/2021	912828WN6	AA+	Aaa	12/02/16	12/05/16	50,447,265.63	1.79	2,732.24	50,302,806.50	49,218,750.00
DTD 06/02/2014 2.000%											
US TREASURY N/B	09/30/2021	912828T34	AA+	Aaa	11/29/17	11/30/17	24,198,242.19	2.00	47,643.44	24,300,030.25	23,844,725.00
DTD 09/30/2016 1.125%											
US TREASURY NOTES	11/30/2021	912828G53	AA+	Aaa	12/20/16	12/21/16	24,734,375.00	2.10	1,280.74	24,809,310.00	24,406,250.00
DTD 12/01/2014 1.875%											
US TREASURY NOTES	01/31/2022	912828H86	AA+	Aaa	02/15/17	02/16/17	48,779,296.88	2.02	250,690.61	49,085,696.50	48,072,250.00
DTD 02/02/2015 1.500%											
US TREASURY N/B NOTES	02/28/2022	912828W55	AA+	Aaa	11/29/17	11/30/17	24,823,242.19	2.05	118,461.28	24,843,602.00	24,346,675.00
DTD 02/28/2017 1.875%											
US TREASURY N/B NOTES	10/31/2022	912828M49	AA+	Aaa	11/29/17	11/30/17	24,739,257.81	2.10	40,760.87	24,764,944.75	24,204,100.00
DTD 11/02/2015 1.875%											
Security Type Sub-Total							1,389,295,998.51	1.80	4,488,624.93	1,390,752,696.50	1,377,197,175.00
Supra-National Agency Bond / Note											
INTL BANK OF RECON AND DEV GLOBAL NOTES	06/15/2018	459058EJ8	AAA	Aaa	12/17/15	12/22/15	24,798,450.00	1.33	115,277.78	24,996,798.75	24,992,750.00
DTD 04/30/2015 1.000%											
INTL BANK OF RECON AND DEV GLOBAL NOTES	06/15/2018	459058EJ8	AAA	Aaa	12/17/15	12/22/15	24,798,500.00	1.33	115,277.78	24,996,799.50	24,992,750.00
DTD 04/30/2015 1.000%											



Managed Account Detail of Securities Held

For the Month Ending **May 31, 2018**

SAN BERNARDINO COUNTY - 76990800

Security Type/Description Dated Date/Coupon/Maturity	CUSIP	S&P Rating	Moody's Rating	Trade Date	Settle Date	Original Cost	YTM at Cost	Accrued Interest	Amortized Cost	Market Value
Supra-National Agency Bond / Note										
INTL BANK OF RECON AND DEV GLOBAL NOTES DTD 04/30/2015 1.000% 06/15/2018	459058EJ8	AAA	Aaa	05/18/16	05/23/16	40,008,400.00	0.99	184,444.44	40,000,160.80	39,988,400.00
INTL BANK OF RECON AND DEV GLOBAL NOTES DTD 04/30/2015 1.000% 06/15/2018	459058EJ8	AAA	Aaa	04/22/15	04/30/15	49,914,500.00	1.06	230,555.56	49,998,919.50	49,985,500.00
INTL BANK OF RECON AND DEV SN NOTES DTD 04/19/2016 0.875% 07/19/2018	459058FE8	AAA	Aaa	05/19/16	05/24/16	24,889,806.75	1.08	80,208.33	24,993,112.50	24,966,175.00
INTL BANK OF RECON AND DEV SN NOTES DTD 04/19/2016 0.875% 07/19/2018	459058FE8	AAA	Aaa	04/12/16	04/19/16	49,911,500.00	0.95	160,416.67	49,994,704.00	49,932,350.00
INTER-AMERICAN DEVELOPMENT BANK DTD 08/24/2011 1.750% 08/24/2018	4581X0BR8	AAA	Aaa	05/31/16	06/03/16	25,370,589.25	1.07	117,881.94	25,038,771.25	24,984,050.00
INTL BANK OF RECONSTRUCTION AND DEV NT DTD 10/07/2015 1.000% 10/05/2018	459058ER0	AAA	Aaa	09/30/15	10/07/15	49,915,000.00	1.06	77,777.78	49,990,092.50	49,824,600.00
INTL BK OF REC & DEV NOTE (EX-CALLABLE) DTD 04/26/2016 1.250% 04/26/2019	459058FC2	AAA	Aaa	04/21/16	04/26/16	24,947,500.00	1.32	30,381.94	24,983,987.25	24,758,350.00
INTER-AMERICAN DEVELOPMENT BANK DTD 04/12/2016 1.000% 05/13/2019	458182DX7	AAA	Aaa	05/24/16	05/27/16	24,842,875.00	1.22	12,500.00	24,948,990.25	24,660,750.00
INTER-AMERICAN DEVELOPMENT BANK DTD 04/12/2016 1.000% 05/13/2019	458182DX7	AAA	Aaa	04/05/16	04/12/16	99,700,000.00	1.10	50,000.00	99,906,519.00	98,643,000.00
INTL BANK OF RECON AND DEV DTD 01/25/2016 1.430% 07/25/2019	45905UUV4	AAA	Aaa	01/13/16	01/25/16	50,000,000.00	1.43	250,250.00	50,000,000.00	49,319,000.00
INTL BANK OF RECON AND DEV GLOBAL NOTES DTD 01/28/2016 1.250% 07/26/2019	459058EV1	AAA	Aaa	01/21/16	01/28/16	24,879,250.00	1.39	108,506.94	24,959,528.00	24,677,575.00
INTL BANK OF RECON AND DEV SN NOTE DTD 07/13/2016 0.875% 08/15/2019	459058FK4	AAA	Aaa	07/08/16	07/13/16	49,907,500.00	0.94	128,819.44	49,963,560.00	49,092,850.00



Managed Account Detail of Securities Held

For the Month Ending **May 31, 2018**

SAN BERNARDINO COUNTY - 76990800

Security Type/Description Dated Date/Coupon/Maturity	CUSIP	Par	S&P Rating	Moody's Rating	Trade Date	Settle Date	Original Cost	YTM at Cost	Accrued Interest	Amortized Cost	Market Value
Supra-National Agency Bond / Note											
INTER-AMERICAN DEVELOPMENT BANK DTD 10/15/2015 1.250% 10/15/2019	4581XOCR7	25,000,000.00	AAA	Aaa	12/02/15	12/07/15	24,651,000.00	1.62	39,930.56	24,873,367.25	24,604,450.00
INTER-AMERICAN DEVELOPMENT BANK DTD 10/15/2015 1.250% 10/15/2019	4581XOCR7	25,000,000.00	AAA	Aaa	03/16/16	03/21/16	24,746,000.00	1.54	39,930.56	24,900,678.25	24,604,450.00
INTL BANK OF RECON AND DEV GLOBAL NOTES DTD 10/27/2016 1.125% 11/27/2019	459058FS7	50,000,000.00	AAA	Aaa	10/20/16	10/27/16	49,894,500.00	1.20	6,250.00	49,948,516.50	49,022,200.00
INTL BANK OF RECON AND DEV GLOBAL NOTES DTD 03/30/2016 1.375% 03/30/2020	459058FA6	25,000,000.00	AAA	Aaa	03/23/16	03/30/16	24,923,500.00	1.45	58,246.53	24,964,447.75	24,490,675.00
INTL BK RECON & DEVELOP NOTES DTD 03/21/2017 1.875% 04/21/2020	459058FZ1	25,000,000.00	AAA	Aaa	03/14/17	03/21/17	24,978,250.00	1.90	52,083.33	24,986,432.75	24,698,575.00
INTER-AMERICAN DEVEL BK NOTE DTD 04/12/2017 1.625% 05/12/2020	4581XOCX4	25,000,000.00	AAA	Aaa	04/05/17	04/12/17	24,940,750.00	1.70	21,440.97	24,962,149.50	24,613,175.00
INTL BANK OF RECON AND DEV GLOBAL NOTES DTD 08/29/2017 1.625% 09/04/2020	459058GA5	25,000,000.00	AAA	Aaa	08/22/17	08/29/17	24,994,750.00	1.63	98,177.08	24,996,026.25	24,468,425.00
INTERNATIONAL FINANCE CORPORATION NOTE DTD 01/25/2018 2.250% 01/25/2021	45950KCM0	25,000,000.00	AAA	Aaa	01/18/18	01/25/18	24,926,500.00	2.35	196,875.00	24,934,826.25	24,745,300.00
INTER-AMERICAN DEVELOPMENT BANK NOTE DTD 04/19/2018 2.625% 04/19/2021	4581XODB1	50,000,000.00	AAA	Aaa	04/12/18	04/19/18	49,890,000.00	2.70	153,125.00	49,894,135.50	49,877,800.00
INTL BANK OF RECON AND DEV GLOBAL NOTES DTD 12/13/2017 2.125% 12/13/2021	459058GF4	20,000,000.00	AAA	Aaa	12/12/17	12/13/17	19,955,000.00	2.18	198,333.33	19,960,052.60	19,560,700.00
Security Type Sub-Total		860,000,000.00					857,784,121.00	1.38	2,526,690.96	859,192,575.90	851,503,850.00
NOW Account											
BANK OF THE WEST MONEY MARKET FUND	BKOFWEST7	2,000.00	NR	NR	12/11/17	12/11/17	2,000.00	1.91	0.00	2,000.00	2,000.00



Managed Account Detail of Securities Held

For the Month Ending **May 31, 2018**

SAN BERNARDINO COUNTY - 76990800

Security Type/Description	Dated Date/Coupon/Maturity	CUSIP	S&P Rating	Moody's Rating	Trade Date	Settle Date	Original Cost	YTM at Cost	Accrued Interest	Amortized Cost	Market Value
NOW Account											
BANK OF THE WEST MONEY MARKET FUND	BKOFWEST7	BKOFWEST7	NR	NR	11/21/16	11/21/16	14,998,000.00	1.91	0.00	14,998,000.00	14,998,000.00
BANK OF THE WEST MONEY MARKET FUND	BKOFWEST7	BKOFWEST7	NR	NR	09/22/17	09/22/17	20,000,000.00	1.91	0.00	20,000,000.00	20,000,000.00
BANK OF THE WEST MONEY MARKET FUND	BKOFWEST7	BKOFWEST7	NR	NR	12/08/16	12/08/16	35,000,000.00	1.91	0.00	35,000,000.00	35,000,000.00
BANK OF THE WEST MONEY MARKET FUND	BKOFWEST7	BKOFWEST7	NR	NR	11/28/16	11/28/16	50,000,000.00	1.91	0.00	50,000,000.00	50,000,000.00
BANK OF THE WEST MONEY MARKET FUND	BKOFWEST7	BKOFWEST7	NR	NR	05/30/17	05/30/17	80,000,000.00	1.91	0.00	80,000,000.00	80,000,000.00
Security Type Sub-Total							200,000,000.00	1.91	0.00	200,000,000.00	200,000,000.00
Money Market Mutual Fund											
FIDELITY GOVT MM FUND 2642		31607A703	AAA	Aaa	10/27/16	10/27/16	1,000,000.00	1.64	0.00	1,000,000.00	1,000,000.00
FEDERATED GOVT OBLIGATIONS FUND		608919718	AAA	Aaa	04/03/18	04/03/18	1,000,000.00	1.61	0.00	1,000,000.00	1,000,000.00
Security Type Sub-Total							2,000,000.00	1.63	0.00	2,000,000.00	2,000,000.00
Joint Powers Authority											
CALIFORNIA ASSET MANAGEMENT PROGRAM		CAMPMF025	AAA	NR	12/08/15	12/08/15	18,000,000.00	1.96	0.00	18,000,000.00	18,000,000.00
CALIFORNIA ASSET MANAGEMENT PROGRAM		CAMPMF025	AAA	NR	08/12/15	08/12/15	24,000,000.00	1.96	0.00	24,000,000.00	24,000,000.00
CALIFORNIA ASSET MANAGEMENT PROGRAM		CAMPMF025	AAA	NR	09/22/17	09/22/17	45,000,000.00	1.96	0.00	45,000,000.00	45,000,000.00
CALIFORNIA ASSET MANAGEMENT PROGRAM		CAMPMF025	AAA	NR	08/05/15	08/05/15	50,000,000.00	1.96	0.00	50,000,000.00	50,000,000.00
CALIFORNIA ASSET MANAGEMENT PROGRAM		CAMPMF025	AAA	NR	04/27/16	04/27/16	50,000,000.00	1.96	0.00	50,000,000.00	50,000,000.00
Security Type Sub-Total							187,000,000.00	1.96	0.00	187,000,000.00	187,000,000.00
Federally Insured Cash Account											
STONECASTLE FICA		FICAMF003	NR	NR	08/20/14	08/20/14	50,000,000.00	0.95	0.00	50,000,000.00	50,000,000.00



Managed Account Detail of Securities Held

For the Month Ending **May 31, 2018**

SAN BERNARDINO COUNTY - 76990800

Security Type/Description	Dated Date/Coupon/Maturity	CUSIP	S&P Rating	Moody's Rating	Trade Date	Settle Date	Original Cost	YTM at Cost	Accrued Interest	Amortized Cost	Market Value
Security Type Sub-Total		50,000,000.00					50,000,000.00	0.95	0.00	50,000,000.00	50,000,000.00
Federal Agency Discount Note											
FEDERAL FARM CREDIT BANKS DISC NOTE	313313C63		A-1+	P-1	11/22/17	11/27/17	14,829,316.67	1.56	0.00	14,948,666.70	14,935,356.00
-- 0.000% 08/20/2018											
Security Type Sub-Total		15,000,000.00					14,829,316.67	1.56	0.00	14,948,666.70	14,935,356.00
Federal Agency Bond / Note											
FHLB NOTES	313379DT3		AA+	Aaa	05/09/16	05/10/16	25,225,000.00	0.81	150,173.61	25,002,119.50	24,996,400.00
DTD 05/04/2012 1.250% 06/08/2018											
FHLB NOTES	3130A8BD4		AA+	Aaa	05/26/16	05/27/16	34,915,650.00	0.99	129,305.56	34,996,832.50	34,973,295.00
DTD 05/27/2016 0.875% 06/29/2018											
FNMA NOTES (EX-CALLABLE) GLOBAL NOTES	3135G0M75		AA+	Aaa	07/27/16	07/28/16	28,265,517.50	0.98	85,368.40	28,320,333.17	28,276,450.95
DTD 07/27/2016 0.875% 07/27/2018											
FHLB NOTES	3130A8PK3		AA+	Aaa	07/07/16	07/08/16	24,948,000.00	0.73	49,479.17	24,995,390.00	24,937,925.00
DTD 07/08/2016 0.625% 08/07/2018											
FHLB NOTES	3130A6AE7		AA+	Aaa	10/05/16	10/07/16	25,072,000.00	0.97	60,156.25	25,010,720.00	24,915,375.00
DTD 08/07/2015 1.125% 09/14/2018											
FHLMC REFERENCE NOTES	3137EAED7		AA+	Aaa	09/15/16	09/16/16	49,978,500.00	0.90	59,548.61	49,996,187.50	49,786,950.00
DTD 09/16/2016 0.875% 10/12/2018											
FNMA BENCHMARK NOTE	3135G0E58		AA+	Aaa	09/09/15	09/10/15	11,972,640.00	1.20	15,750.00	11,996,569.20	11,957,916.00
DTD 09/01/2015 1.125% 10/19/2018											
FNMA BENCHMARK NOTE	3135G0E58		AA+	Aaa	09/09/15	09/10/15	24,943,250.00	1.20	32,812.50	24,992,884.00	24,912,325.00
DTD 09/01/2015 1.125% 10/19/2018											
FHLMC NOTES (EX-CALLABLE)	3134G8YU7		AA+	Aaa	04/19/16	04/26/16	49,965,000.00	1.08	51,041.67	49,994,300.50	49,773,250.00
DTD 04/26/2016 1.050% 10/26/2018											
FHLB NOTES	3130AAE46		AA+	Aaa	12/07/16	12/08/16	49,998,000.00	1.25	234,375.00	49,999,352.50	49,703,800.00
DTD 12/08/2016 1.250% 01/16/2019											



Managed Account Detail of Securities Held

For the Month Ending **May 31, 2018**

SAN BERNARDINO COUNTY - 76990800

Security Type/Description Dated Date/Coupon/Maturity	CUSIP	S&P Rating	Moody's Rating	Trade Date	Settle Date	Original Cost	YTM at Cost	Accrued Interest	Amortized Cost	Market Value
Federal Agency Bond / Note										
FNMA BENCHMARK NOTE DTD 02/23/2016 1.000% 02/26/2019	3135G0J53	AA+	Aaa	02/18/16	02/23/16	24,941,000.00	1.08	65,972.22	24,985,391.50	24,770,475.00
FHLMC NOTES (EX-CALLABLE) DTD 02/28/2017 1.375% 02/28/2019	3134GA6H2	AA+	Aaa	02/16/17	02/28/17	25,000,000.00	1.38	88,802.08	25,000,000.00	24,843,625.00
FEDERAL HOME LOAN BANK NOTES DTD 02/06/2012 1.500% 03/08/2019	3133782M2	AA+	Aaa	03/01/17	03/02/17	25,051,750.00	1.40	86,458.33	25,019,913.25	24,861,400.00
FEDERAL HOME LOAN BANK NOTES DTD 02/06/2012 1.500% 03/08/2019	3133782M2	AA+	Aaa	03/29/17	03/30/17	25,052,500.00	1.39	86,458.33	25,021,019.50	24,861,400.00
FHLB NOTES DTD 03/10/2017 1.375% 03/18/2019	3130AAXX1	AA+	Aaa	03/09/17	03/10/17	74,826,000.00	1.49	209,114.58	74,930,784.75	74,484,375.00
FREDDIE MAC NOTES DTD 03/21/2016 1.125% 04/15/2019	3137EADZ9	AA+	Aaa	03/17/16	03/21/16	24,991,750.00	1.14	35,937.50	24,997,611.75	24,757,525.00
FFCB BONDS DTD 04/17/2017 1.320% 04/17/2019	3133EHFK4	AA+	Aaa	04/06/17	04/17/17	24,978,250.00	1.36	40,333.33	24,990,384.75	24,802,450.00
FEDERAL HOME LOAN BANK AGENCY NOTES DTD 05/12/2017 1.375% 05/28/2019	3130ABF92	AA+	Aaa	05/11/17	05/12/17	44,914,950.00	1.47	5,156.25	44,958,384.90	44,601,795.00
FHLB GLOBAL NOTE DTD 06/03/2016 1.125% 06/21/2019	3130A8DB6	AA+	Aaa	06/02/16	06/03/16	49,979,000.00	1.14	250,000.00	49,992,625.50	49,394,000.00
FFCB BONDS DTD 07/24/2017 1.400% 07/24/2019	3133EHSC8	AA+	Aaa	07/17/17	07/24/17	24,981,750.00	1.44	123,472.22	24,989,471.00	24,765,425.00
FREDDIE MAC GLOBAL NOTES DTD 07/30/2012 1.250% 08/01/2019	3137EADK2	AA+	Aaa	08/07/15	08/10/15	23,123,989.46	1.50	97,279.17	23,280,199.80	23,060,882.52
FREDDIE MAC NOTES DTD 07/19/2017 1.375% 08/15/2019	3137EAEH8	AA+	Aaa	09/26/17	09/27/17	9,978,400.00	1.49	40,486.11	9,986,138.40	9,887,810.00
FREDDIE MAC NOTES DTD 07/19/2017 1.375% 08/15/2019	3137EAEH8	AA+	Aaa	07/18/17	07/19/17	74,889,750.00	1.45	303,645.83	74,935,348.50	74,158,575.00
FNMA NOTES DTD 09/02/2016 1.000% 08/28/2019	3135G0P49	AA+	Aaa	08/31/16	09/02/16	49,922,000.00	1.05	129,166.67	49,967,301.50	49,195,450.00



Managed Account Detail of Securities Held

For the Month Ending **May 31, 2018**

SAN BERNARDINO COUNTY - 76990800

Security Type/Description Dated Date/Coupon/Maturity	CUSIP	S&P Rating	Moody's Rating	Trade Date	Settle Date	YTM at Cost	Accrued Interest	Amortized Cost	Market Value
Federal Agency Bond / Note									
FREDDIE MAC GLOBAL NOTES DTD 10/02/2012 1.250% 10/02/2019	3137EADM8	AA+	Aaa	09/26/17	09/27/17	1.51	20,486.11	9,966,006.80	9,855,420.00
FEDERAL HOME LOAN BANK NOTES DTD 10/13/2017 1.500% 10/21/2019	3130ACM92	AA+	Aaa	10/12/17	10/13/17	1.59	83,333.33	49,938,975.00	49,419,450.00
FANNIE MAE GLOBAL NOTES DTD 10/25/2016 1.000% 10/24/2019	3135GOR39	AA+	Aaa	10/21/16	10/25/16	1.09	25,694.44	24,968,498.50	24,531,025.00
FHLB NOTES DTD 11/17/2016 1.375% 11/15/2019	3130AA3R7	AA+	Aaa	11/16/16	11/17/16	1.38	21,388.89	34,996,041.50	34,500,340.00
FEDERAL FARM CREDIT BANKS FLOATING NOTE DTD 03/19/2018 1.888% 11/19/2019	3133EJGR4	AA+	Aaa	03/09/18	03/19/18	1.72	6,816.88	10,000,000.00	9,997,210.00
FFCB NOTES DTD 12/12/2017 1.875% 12/12/2019	3133EH2S1	AA+	Aaa	12/05/17	12/12/17	1.93	440,104.17	49,962,095.00	49,625,150.00
FHLB NOTES DTD 12/30/2013 2.375% 12/13/2019	3130A0JR2	AA+	Aaa	11/16/17	11/17/17	1.79	277,083.33	25,219,952.25	24,988,825.00
FREDDIE MAC NOTES DTD 01/17/2017 1.500% 01/17/2020	3137EAEES	AA+	Aaa	01/12/17	01/17/17	1.54	139,583.33	24,985,199.50	24,636,675.00
FNMA NOTES DTD 01/12/2015 1.625% 01/21/2020	3135G0A78	AA+	Aaa	12/02/15	12/03/15	1.62	146,701.39	25,001,723.00	24,694,050.00
FHLB NOTES DTD 02/09/2018 2.125% 02/11/2020	3130ADN32	AA+	Aaa	02/08/18	02/09/18	2.22	495,833.33	74,883,712.50	74,628,600.00
FNMA NOTES DTD 02/28/2017 1.500% 02/28/2020	3135G0T29	AA+	Aaa	02/24/17	02/28/17	1.52	155,000.00	39,985,000.40	39,377,480.00
FEDERAL HOME LOAN BANKS NOTES DTD 03/16/2018 2.375% 03/30/2020	3130ADUJ9	AA+	Aaa	03/15/18	03/16/18	2.38	148,437.50	29,995,192.20	29,971,950.00
FHLMC AGENCY NOTES DTD 04/20/2017 1.375% 04/20/2020	3137EAEF2	AA+	Aaa	04/19/17	04/20/17	1.49	39,149.31	24,945,811.00	24,515,325.00
FHLMC NOTES DTD 04/19/2018 2.500% 04/23/2020	3137EAEF7	AA+	Aaa	04/18/18	04/19/18	2.51	102,083.33	34,992,748.70	35,016,555.00



Managed Account Detail of Securities Held

For the Month Ending **May 31, 2018**

SAN BERNARDINO COUNTY - 76990800

Security Type/Description Dated Date/Coupon/Maturity	CUSIP	S&P Rating	Moody's Rating	Trade Date	Settle Date	Original Cost	YTM at Cost	Accrued Interest	Amortized Cost	Market Value
Federal Agency Bond / Note										
FFCB BONDS DTD 05/08/2017 1.550% 05/08/2020	3133EHJA2	AA+	Aaa	05/02/17	05/08/17	24,986,275.00	1.57	24,756.94	24,991,069.75	24,574,700.00
FEDERAL HOME LOAN BANKS NOTES DTD 05/21/2018 2.625% 05/28/2020	3130AECJ7	AA+	Aaa	05/18/18	05/21/18	49,982,000.00	2.64	36,458.33	49,982,249.50	50,135,550.00
FNMA NOTES DTD 08/01/2017 1.500% 07/30/2020	3135GOT60	AA+	Aaa	07/28/17	08/01/17	74,772,750.00	1.60	378,125.00	74,834,869.50	73,463,025.00
FHLB NOTES DTD 03/14/2018 2.400% 09/14/2020	3130ADT93	AA+	Aaa	03/08/18	03/14/18	9,993,783.00	2.43	51,333.33	9,994,302.20	9,978,780.00
FHLB NOTES DTD 09/08/2017 1.375% 09/28/2020	3130ACE26	AA+	Aaa	09/07/17	09/08/17	39,871,600.00	1.48	96,250.00	39,901,714.80	38,988,280.00
FHLMC NOTES DTD 11/15/2017 1.875% 11/17/2020	3137EAEK1	AA+	Aaa	11/14/17	11/15/17	49,952,000.00	1.91	36,458.33	49,960,516.00	49,184,200.00
FHLB CALLABLE NOTES DTD 01/29/2018 2.250% 01/29/2021	3130ADFV9	AA+	Aaa	01/17/18	01/29/18	25,000,000.00	2.25	190,625.00	25,000,000.00	24,759,825.00
FREDDIE MAC NOTES DTD 02/16/2018 2.375% 02/16/2021	3137EAEI9	AA+	Aaa	02/15/18	02/16/18	49,868,000.00	2.47	346,354.17	49,880,443.50	49,738,600.00
FEDERAL FARM CREDIT BANKS NOTES DTD 04/05/2018 2.540% 04/05/2021	3133EJJD2	AA+	Aaa	04/03/18	04/05/18	50,012,500.00	2.53	197,555.56	50,011,872.00	49,891,400.00
FANNIE MAE NOTES DTD 04/13/2018 2.500% 04/13/2021	3135GOU27	AA+	Aaa	04/12/18	04/13/18	49,925,500.00	2.55	166,666.67	49,928,707.00	49,856,450.00
Security Type Sub-Total						1,712,026,540.46	1.60	6,056,572.06	1,712,685,964.57	1,699,007,739.47

Corporate Note

BERKSHIRE HATHAWAY INC GLOBAL NOTES DTD 08/15/2016 1.150% 08/15/2018	084670BX5	AA	Aa2	08/08/16	08/15/16	9,998,800.00	1.16	33,861.11	9,999,875.60	9,977,010.00
MICROSOFT CORP NOTES DTD 11/03/2015 1.300% 11/03/2018	594918BF0	AAA	Aaa	10/30/15	11/04/15	1,001,640.00	1.24	1,011.11	1,000,234.64	995,884.00
MICROSOFT CORP NOTES DTD 11/03/2015 1.300% 11/03/2018	594918BF0	AAA	Aaa	10/30/15	11/04/15	1,001,670.00	1.24	1,011.11	1,000,238.93	995,884.00



Managed Account Detail of Securities Held

For the Month Ending **May 31, 2018**

SAN BERNARDINO COUNTY - 76990800

Security Type/Description	Dated Date/Coupon/Maturity	CUSIP	S&P Rating	Moody's Rating	Trade Date	Settle Date	Original Cost	YTM at Cost	Accrued Interest	Amortized Cost	Market Value
Corporate Note											
MICROSOFT CORP NOTES	DTD 11/03/2015 1.300% 11/03/2018	594918BF0	AAA	Aaa	10/30/15	11/04/15	3,505,425.00	1.25	3,538.89	3,500,776.20	3,485,594.00
MICROSOFT CORP NOTES	DTD 11/03/2015 1.300% 11/03/2018	594918BF0	AAA	Aaa	10/30/15	11/04/15	4,506,750.00	1.25	4,550.00	4,500,965.79	4,481,478.00
MICROSOFT CORP NOTES	DTD 11/03/2015 1.300% 11/03/2018	594918BF0	AAA	Aaa	10/30/15	11/04/15	5,007,050.00	1.25	5,055.56	5,001,008.75	4,979,420.00
MICROSOFT CORP NOTES	DTD 11/03/2015 1.300% 11/03/2018	594918BF0	AAA	Aaa	10/30/15	11/04/15	5,007,750.00	1.25	5,055.56	5,001,108.85	4,979,420.00
MICROSOFT CORP NOTES	DTD 11/03/2015 1.300% 11/03/2018	594918BF0	AAA	Aaa	10/30/15	11/04/15	5,008,500.00	1.24	5,055.56	5,001,216.05	4,979,420.00
MICROSOFT CORP NOTES	DTD 08/08/2016 1.100% 08/08/2019	594918BN3	AAA	Aaa	08/01/16	08/08/16	19,979,400.00	1.14	69,055.56	19,991,774.00	19,693,280.00
WAL-MART STORES INC CORP NOTE	DTD 10/20/2017 1.750% 10/09/2019	931142DY6	AA	Aa2	10/11/17	10/20/17	6,999,860.00	1.75	17,694.44	6,999,892.62	6,933,619.00
MICROSOFT CORP NOTES	DTD 02/06/2017 1.850% 02/06/2020	594918BV5	AAA	Aaa	01/30/17	02/06/17	14,989,950.00	1.87	88,645.83	14,994,302.70	14,831,520.00
JPMORGAN CHASE & CO CALLABLE FLT CORP	DTD 02/13/2018 2.605% 02/13/2020	48125LRM6	A+	Aa3	02/08/18	02/13/18	10,000,000.00	2.10	13,025.00	10,000,000.00	10,005,730.00
JOHNSON & JOHNSON CORP NOTE	DTD 11/10/2017 1.950% 11/10/2020	478160CH5	AAA	Aaa	11/08/17	11/10/17	2,996,790.00	1.99	3,412.50	2,997,373.35	2,951,430.00
Security Type Sub-Total							90,003,585.00	1.48	250,972.23	89,988,767.48	89,289,689.00
Commercial Paper											
JP MORGAN SECURITIES LLC COMM PAPER	DTD 09/05/2017 0.000% 06/01/2018	466400F14	A-1	P-1	12/06/17	12/06/17	24,787,354.17	1.74	0.00	25,000,000.00	24,998,775.00
COOPERATIVE RABOBANK U.A. COMM PAPER		21687BF14	A-1	P-1	12/18/17	12/18/17	24,806,354.17	1.70	0.00	25,000,000.00	24,998,800.00
--	0.000% 06/01/2018										



Managed Account Detail of Securities Held

For the Month Ending **May 31, 2018**

SAN BERNARDINO COUNTY - 76990800

Security Type/Description Dated Date/Coupon/Maturity	CUSIP	S&P Rating	Moody's Rating	Trade Date	Settle Date	Original Cost	YTM at Cost	Accrued Interest	Amortized Cost	Market Value
Commercial Paper										
CREDIT AGRICOLE CIB NY COMM PAPER DTD 12/01/2017 0.000% 06/01/2018	22533UF16	A-1	P-1	05/30/18	05/30/18	149,985,916.67	1.69	0.00	150,000,000.00	149,992,950.00
NATIXIS NY BRANCH COMM PAPER -- 0.000% 06/01/2018	63873KF10	A-1	P-1	05/30/18	05/30/18	149,985,916.67	1.69	0.00	150,000,000.00	149,993,100.00
EXXON MOBIL CORP COMM PAPER DTD 04/26/2018 0.000% 06/06/2018	30229BF69	A-1+	P-1	04/26/18	04/26/18	34,928,250.00	1.80	0.00	34,991,250.00	34,990,060.00
EXXON MOBIL CORP COMM PAPER DTD 04/30/2018 0.000% 06/07/2018	30229BF77	A-1+	P-1	04/30/18	04/30/18	44,914,025.00	1.81	0.00	44,986,424.85	44,985,060.00
MUFG BANK LTD/NY COMM PAPER -- 0.000% 06/20/2018	62479MFL2	A-1	P-1	05/29/18	05/29/18	34,960,644.44	1.84	0.00	34,966,011.15	34,964,090.00
DEXIA CREDIT LOCAL SA NY COMM PAPER DTD 12/05/2017 0.000% 07/02/2018	25214PCM3	A-1+	P-1	12/05/17	12/06/17	24,763,111.11	1.66	0.00	24,964,694.50	24,957,162.50
JP MORGAN SECURITIES LLC COMM PAPER DTD 10/05/2017 0.000% 07/02/2018	46640QG21	A-1	P-1	12/19/17	12/19/17	24,746,770.83	1.89	0.00	24,959,743.00	24,956,900.00
JP MORGAN SECURITIES LLC COMM PAPER DTD 10/05/2017 0.000% 07/02/2018	46640QG21	A-1	P-1	02/27/18	02/27/18	24,817,708.33	2.12	0.00	24,954,791.75	24,956,900.00
BNP PARIBAS NY BRANCH COMM PAPER DTD 12/04/2017 0.000% 07/02/2018	09659CG28	A-1	P-1	02/28/18	02/28/18	24,821,750.00	2.08	0.00	24,955,437.50	24,958,300.00
TOYOTA MOTOR CREDIT CORP CP DTD 10/06/2017 0.000% 07/02/2018	89233HG24	A-1+	P-1	03/01/18	03/01/18	49,646,375.00	2.08	0.00	49,910,875.00	49,916,600.00
MUFG BANK LTD/NY COMM PAPER -- 0.000% 07/03/2018	62479MG31	A-1	P-1	05/29/18	05/29/18	34,933,986.11	1.94	0.00	34,939,644.60	34,936,895.00
CREDIT AGRICOLE CIB NY COMM PAPER DTD 01/08/2018 0.000% 07/09/2018	22533UG98	A-1	P-1	05/09/18	05/09/18	49,833,944.44	1.97	0.00	49,896,555.50	49,902,450.00
AMERICAN HONDA FINANCE COMM PAPER DTD 04/13/2018 0.000% 07/25/2018	02665KGR2	A-1	P-1	04/11/18	04/12/18	44,714,000.00	2.21	0.00	44,851,500.00	44,867,655.00
TOYOTA MOTOR CREDIT CORP COMM PAPER DTD 04/09/2018 0.000% 07/25/2018	89233HGR9	A-1+	P-1	04/04/18	04/09/18	49,653,736.11	2.35	0.00	49,825,250.00	49,850,150.00



Managed Account Detail of Securities Held

For the Month Ending **May 31, 2018**

SAN BERNARDINO COUNTY - 76990800

Security Type/Description	Dated Date/Coupon/Maturity	CUSIP	S&P Rating	Moody's Rating	Trade Date	Settle Date	Original Cost	YTM at Cost	Accrued Interest	Amortized Cost	Market Value
Commercial Paper											
JP MORGAN SECURITIES LLC COMM PAPER	466400H12	25,000,000.00	A-1	P-1	03/20/18	03/20/18	24,785,972.22	2.32	0.00	24,902,569.50	24,909,550.00
DTD 03/20/2018 0.000% 08/01/2018											
CREDIT AGRICOLE CIB NY COMM PAPER	22533UH14	25,000,000.00	A-1	P-1	05/16/18	05/17/18	24,891,277.78	2.07	0.00	24,912,736.00	24,913,625.00
DTD 02/02/2018 0.000% 08/01/2018											
BNP PARIBAS NY BRANCH COMM PAPER	09659CH19	50,000,000.00	A-1	P-1	04/02/18	04/02/18	49,608,430.56	2.35	0.00	49,802,597.00	49,827,700.00
DTD 04/02/2018 0.000% 08/01/2018											
JP MORGAN SECURITIES LLC COMM PAPER	466400J44	25,000,000.00	A-1	P-1	04/05/18	04/05/18	24,751,944.44	2.37	0.00	24,844,965.25	24,839,600.00
DTD 12/08/2017 0.000% 09/04/2018											
JP MORGAN SECURITIES LLC FLT COMM PAPER	46640EGAO	25,000,000.00	A-1	P-1	01/29/18	01/29/18	25,000,000.00	1.80	4,579.73	25,000,000.00	24,997,750.00
DTD 01/29/2018 2.198% 09/28/2018											
BNP PARIBAS NY BRANCH COMM PAPER	09659CK15	25,000,000.00	A-1	P-1	04/04/18	04/04/18	24,697,500.00	2.45	0.00	24,794,972.25	24,800,725.00
DTD 01/03/2018 0.000% 10/01/2018											
Security Type Sub-Total		970,000,000.00					966,034,968.05	1.93	4,579.73	968,460,017.85	968,514,797.50
Certificate of Deposit											
COOPERATIEVE RABOBANK U.A. CERT DEPOS	21684B2C7	25,000,000.00	A-1	P-1	05/03/17	05/05/17	25,000,000.00	1.48	402,888.89	25,000,000.00	24,994,654.50
DTD 05/05/2017 1.480% 06/01/2018											
BANK OF MONTREAL CHICAGO FLOATING CD	06371EXS1	25,000,000.00	A-1	P-1	12/08/17	12/11/17	25,000,000.00	1.57	44,067.58	25,000,000.00	25,000,000.00
DTD 12/11/2017 2.047% 06/01/2018											
WESTPAC BANKING CORP NY FLOATING CD	96121T3M8	50,000,000.00	A-1+	P-1	06/01/17	06/02/17	50,000,000.00	1.32	270,409.72	50,000,000.00	50,000,500.00
DTD 06/02/2017 2.116% 06/01/2018											
SVENSKA HANDELSBANKEN NY FLOATING CD	86958JWES	50,000,000.00	A-1+	P-1	11/30/17	12/04/17	50,000,000.00	1.50	87,274.04	50,000,000.00	50,000,400.00
DTD 12/04/2017 2.027% 06/01/2018											



Managed Account Detail of Securities Held

For the Month Ending **May 31, 2018**

SAN BERNARDINO COUNTY - 76990800

Security Type/Description	Dated Date/Coupon/Maturity	CUSIP	S&P Rating	Moody's Rating	Trade Date	Settle Date	Original Cost	YTM at Cost	Accrued Interest	Amortized Cost	Market Value
Certificate of Deposit											
BANK OF NOVA SCOTIA HOUSTON FLOATING CD	DTD 12/08/2017 2.037% 06/01/2018	06417GC71	A-1	P-1	12/07/17	12/08/17	50,000,000.00	1.54	87,704.60	50,000,000.00	50,000,000.00
ROYAL BANK OF CANADA NY FLOAT CERT DEPOS	DTD 06/12/2017 2.201% 06/12/2018	78009NU46	A-1+	P-1	06/08/17	06/12/17	25,000,000.00	1.36	123,828.75	25,000,000.00	25,003,450.00
ROYAL BANK OF CANADA NY FLOAT CERT DEPOS	DTD 06/28/2017 2.425% 06/28/2018	78009NV60	A-1+	P-1	06/26/17	06/28/17	50,000,000.00	1.42	218,920.00	50,000,000.00	49,995,750.00
BANK OF MONTREAL CHICAGO CERT DEPOS	DTD 07/03/2017 1.400% 07/02/2018	06371EDH7	A-1	P-1	07/03/17	07/03/17	25,000,000.00	1.40	323,750.00	25,000,000.00	24,987,650.25
WESTPAC BANKING CORP NY FLOATING CD	DTD 07/07/2017 2.398% 07/02/2018	96121T3P1	A-1+	P-1	07/06/17	07/07/17	25,000,000.00	1.39	98,251.39	25,000,000.00	25,010,225.00
BANK OF NOVA SCOTIA CERT DEPOS	DTD 03/15/2018 2.250% 07/02/2018	06417GP28	A-1	P-1	03/14/18	03/15/18	25,000,000.00	2.25	121,875.00	25,000,000.00	25,013,272.50
SVENSKA HANDELSBANKEN NY CERT DEPOS	DTD 03/19/2018 2.120% 07/02/2018	86958JA25	A-1+	P-1	03/15/18	03/19/18	25,000,000.00	2.12	108,944.44	25,000,000.00	25,007,602.50
NORDEA BK AB (PUBL)/NY CERT DEPOS	DTD 03/27/2018 2.210% 07/02/2018	65590ATY2	A-1+	P-1	03/27/18	03/27/18	50,000,000.00	2.21	202,583.33	50,000,000.00	50,023,285.00
SWEDBANK NY CERT DEPOS	DTD 04/23/2018 2.150% 07/02/2018	87019VGN1	A-1+	P-1	04/23/18	04/23/18	80,000,000.00	2.15	186,333.33	80,000,000.00	80,029,688.00
BANK OF NOVA SCOTIA HOUSTON FLOATING CD	DTD 10/19/2017 2.118% 07/19/2018	06417GZQ4	A-1	P-1	10/18/17	10/19/17	25,000,000.00	1.41	16,177.26	25,000,000.00	24,986,000.00
BANK OF MONTREAL CHICAGO CERT DEPOS	DTD 01/23/2018 1.900% 07/23/2018	06371EJ65	A-1	P-1	01/22/18	01/23/18	25,000,000.00	1.90	170,208.33	25,000,000.00	24,986,922.00
US BANK NA CINCINNATI CERT DEPOS	DTD 01/23/2018 1.880% 07/23/2018	90333VVV9	A-1+	P-1	01/22/18	01/23/18	50,000,000.00	1.88	336,833.33	50,000,000.00	49,970,960.00
BANK OF NOVA SCOTIA CERT DEPOS	DTD 03/06/2018 2.140% 08/01/2018	06417GM70	A-1	P-1	03/05/18	03/06/18	25,000,000.00	2.14	129,291.67	25,000,000.00	25,001,212.50



Managed Account Detail of Securities Held

For the Month Ending **May 31, 2018**

SAN BERNARDINO COUNTY - 76990800

Security Type/Description	Dated Date/Coupon/Maturity	CUSIP	S&P Rating	Moody's Rating	Trade Date	Settle Date	Original Cost	YTM at Cost	Accrued Interest	Amortized Cost	Market Value
Certificate of Deposit											
CBA AUSTRALIA NY FLOATING CERT DEPOS DTD 07/25/2017 2.132% 08/01/2018		20271EML0	A-1+	P-1	07/21/17	07/25/17	50,000,000.00	1.38	88,565.70	50,000,000.00	49,957,250.00
SVENSKA HANDELSBANKEN NY CERT DEPOS DTD 02/28/2018 2.125% 08/01/2018		86958JZP7	A-1+	P-1	02/28/18	02/28/18	50,001,059.83	2.12	274,479.17	50,000,420.00	49,999,630.00
TORONTO DOMINION BANK NY FLOATING CD DTD 07/07/2017 2.123% 08/06/2018		89113W5C6	A-1+	P-1	07/06/17	07/07/17	50,000,000.00	1.42	70,756.67	50,000,000.00	50,019,400.00
TORONTO DOMINION BANK NY CERT DEPOS DTD 03/28/2018 2.310% 09/04/2018		89113XC69	A-1+	P-1	03/28/18	03/28/18	50,000,000.00	2.31	208,541.67	50,000,000.00	49,995,585.00
SVENSKA HANDELSBANKEN NY CERT DEPOS DTD 04/10/2018 2.310% 09/04/2018		86958JC56	A-1+	P-1	04/10/18	04/10/18	50,000,000.00	2.31	166,833.33	50,000,000.00	49,996,599.00
BANK OF NOVA SCOTIA HOUSTON FLOATING CD DTD 09/26/2017 2.178% 09/26/2018		06417GYW2	A-1	P-1	09/25/17	09/26/17	25,000,000.00	1.45	4,538.06	25,000,000.00	24,966,000.00
SWEDBANK NY CERT DEPOS DTD 04/04/2018 2.340% 10/01/2018		87019VFD4	A-1+	P-1	04/04/18	04/04/18	25,000,000.00	2.34	94,250.00	25,000,000.00	24,995,020.25
ROYAL BANK OF CANADA NY FLOATING CERT D DTD 04/18/2018 2.375% 11/01/2018		78012UDG7	A-1+	P-1	04/17/18	04/18/18	25,000,000.00	2.38	72,572.19	25,000,000.00	24,995,125.00
BANK OF AMERICA NA CERT DEPOS DTD 04/04/2018 2.440% 11/01/2018		06052TZS2	A-1	P-1	04/03/18	04/04/18	50,000,000.00	2.44	196,555.56	50,000,000.00	50,005,835.00
BANK OF MONTREAL CHICAGO CERT DEPOS DTD 12/18/2017 1.990% 12/18/2018		06371EZH3	A-1	P-1	12/18/17	12/18/17	25,000,000.00	1.99	228,020.83	25,000,000.00	24,929,386.50
CBA AUSTRALIA NY FLOATING CERT DEPOS DTD 12/19/2017 2.188% 12/19/2018		20271EMZ9	A-1+	P-1	12/18/17	12/19/17	25,000,000.00	1.76	16,711.98	25,000,000.00	24,957,000.00
WESTPAC BANKING CORP NY FLOATING CD DTD 12/21/2017 2.178% 12/21/2018		96121T5H7	A-1+	P-1	12/20/17	12/21/17	25,000,000.00	1.51	16,635.59	25,000,000.00	24,973,125.00



Managed Account Detail of Securities Held

For the Month Ending **May 31, 2018**

SAN BERNARDINO COUNTY - 76990800

Security Type/Description	Dated Date/Coupon/Maturity	CUSIP	S&P Rating	Moody's Rating	Trade Date	Settle Date	Original Cost	YTM at Cost	Accrued Interest	Amortized Cost	Market Value
Certificate of Deposit											
ROYAL BANK OF CANADA NY FLT CERT DEPOS	78009N5Z5	25,000,000.00	A-1+	P-1	01/03/18	01/04/18	25,000,000.00	1.81	43,474.83	25,000,000.00	25,001,025.00
DTD 01/03/2018 2.251% 01/03/2019											
SVENSKA HANDELSBANKEN NY LT CD	86958JHB8	20,700,000.00	A-1+	P-1	05/02/18	05/04/18	20,613,805.20	2.46	154,318.50	20,623,420.56	20,605,628.70
DTD 01/12/2017 1.890% 01/10/2019											
TORONTO DOMINION BANK NY CERT DEPOS	89113XVC5	25,000,000.00	A-1+	P-1	01/25/18	01/25/18	25,000,000.00	2.15	189,618.06	25,000,000.00	24,934,534.50
DTD 01/25/2018 2.150% 01/25/2019											
COMMONWEALTH BANK OF AUSTRALIA NY FLT C	20271ENES	50,000,000.00	A-1+	P-1	02/22/18	02/27/18	50,000,000.00	1.94	9,367.79	50,000,000.00	49,912,000.00
DTD 02/27/2018 2.248% 02/27/2019											
WESTPAC BANKING CORP NY FLT CERT DEPOS	96121T7C6	50,000,000.00	A-1+	P-1	03/02/18	03/06/18	50,000,000.00	2.05	75,090.00	50,000,000.00	50,013,000.00
DTD 03/06/2018 2.253% 03/06/2019											
ROYAL BANK OF CANADA NY FLT CERT DEPOS	78012UCT0	25,000,000.00	A-1+	P-1	04/05/18	04/09/18	25,000,000.00	2.56	94,245.41	25,000,000.00	25,018,725.00
DTD 04/09/2018 2.561% 04/09/2019											
NORDEA BK AB (PUBL)/NY FLOATING CD	65590ATJ5	25,000,000.00	A-1+	P-1	03/13/18	03/14/18	25,000,000.00	2.19	22,287.36	25,000,000.00	25,012,000.00
DTD 03/14/2018 3.209% 04/22/2019											
BANK OF NOVA SCOTIA HOUSTON FLT CD	06417GR34	25,000,000.00	A-1	P-1	03/28/18	03/29/18	25,000,000.00	2.62	56,145.52	25,000,000.00	25,022,125.00
DTD 03/29/2018 2.608% 05/01/2019											
BANK OF MONTREAL CHICAGO FLOATING CD	06371E5T0	25,000,000.00	A+	A1	05/10/18	05/11/18	25,000,000.00	2.28	33,228.27	25,000,000.00	25,022,250.00
DTD 05/11/2018 2.351% 06/03/2019											
Security Type Sub-Total		1,350,700,000.00					1,350,614,865.03	1.90	5,045,578.15	1,350,623,840.56	1,350,342,816.20
Bank Note											
US BANK NA CALLABLE BANK NOTE	90331HNG4	40,000,000.00	AA-	A1	10/19/17	10/24/17	39,992,000.00	2.06	86,555.56	39,993,561.60	39,175,240.00
DTD 10/24/2017 2.050% 10/23/2020											



Managed Account Detail of Securities Held

For the Month Ending **May 31, 2018**

SAN BERNARDINO COUNTY - 76990800

Security Type/Description	Dated Date/Coupon/Maturity	CUSIP	S&P Rating	Moody's Rating	Trade Date	Settle Date	Original Cost	YTM at Cost	Accrued Interest	Amortized Cost	Market Value
US BANK NA CINCINNATI CALLABLE BANK NOTE	04/26/2018 3.150% 04/26/2021	90331HNP4	AA-	A1	04/24/18	04/26/18	14,999,100.00	3.15	45,937.50	14,999,128.05	15,049,230.00
Security Type Sub-Total							54,991,100.00	2.36	132,493.06	54,992,689.65	54,224,470.00
Managed Account Sub-Total							6,874,580,494.72	1.74	18,505,511.12	6,880,645,219.21	6,844,015,893.17
Securities Sub-Total							\$6,874,580,494.72	1.74%	\$18,505,511.12	\$6,880,645,219.21	\$6,844,015,893.17
Accrued Interest											\$18,505,511.12
Total Investments											\$6,862,521,404.29



Managed Account Fair Market Value & Analytics

For the Month Ending **May 31, 2018**

SAN BERNARDINO COUNTY - 76990800

Security Type/Description	Dated Date/Coupon/Maturity	CUSIP	Par	Broker	Next Call Date	Market Price	Market Value	Unreal G/L On Cost	Unreal G/L Amort Cost	Effective Duration	Duration to Worst at Mkt	YTM
U.S. Treasury Bond / Note												
US TREASURY NOTES	DTD 02/29/2012 1.375% 02/28/2019	912828SH4	25,000,000.00	TOR DOM		99.38	24,843,750.00	(203,125.00)	(167,133.25)	0.74	0.74	2.22
US TREASURY NOTES	DTD 02/28/2014 1.500% 02/28/2019	912828C24	50,000,000.00	BARCLAYS		99.47	49,736,350.00	(871,071.88)	(459,136.00)	0.74	0.74	2.21
US TREASURY NOTES	DTD 03/31/2014 1.625% 03/31/2019	912828C65	25,000,000.00	TOR DOM		99.49	24,873,050.00	(337,887.50)	(179,701.25)	0.82	0.82	2.24
US TREASURY NOTES	DTD 04/15/2016 0.875% 04/15/2019	912828O52	25,000,000.00	BMO		98.82	24,705,075.00	(92,776.56)	(180,718.00)	0.86	0.86	2.24
UNITED STATES TREASURY NOTES	DTD 05/31/2017 1.250% 05/31/2019	912828X54	25,000,000.00	BARCLAYS		99.00	24,749,025.00	(228,514.06)	(239,489.50)	0.99	0.99	2.27
UNITED STATES TREASURY NOTES	DTD 05/31/2017 1.250% 05/31/2019	912828X54	25,000,000.00	JEFFERIE		99.00	24,749,025.00	(185,645.31)	(211,965.75)	0.99	0.99	2.27
US TREASURY NOTES	DTD 05/31/2012 1.125% 05/31/2019	912828SX9	50,000,000.00	BNP		98.88	49,439,450.00	(361,331.25)	(468,519.00)	0.99	0.99	2.27
US TREASURY NOTES	DTD 06/15/2016 0.875% 06/15/2019	912828R85	25,000,000.00	TD SEC U		98.55	24,638,675.00	(21,481.25)	(217,776.25)	1.02	1.02	2.29
US TREASURY NOTES	DTD 07/02/2012 1.000% 06/30/2019	912828TC4	50,000,000.00	DAIWA		98.64	49,320,300.00	(310,559.38)	(501,792.00)	1.06	1.06	2.28
US TREASURY NOTES	DTD 06/30/2014 1.625% 06/30/2019	912828WS5	50,000,000.00	TD		99.29	49,646,500.00	(597,640.63)	(486,153.00)	1.06	1.06	2.29
US TREASURY NOTES	DTD 06/30/2014 1.625% 06/30/2019	912828WS5	50,000,000.00	BMO		99.29	49,646,500.00	(564,437.50)	(468,922.00)	1.06	1.06	2.29
US TREASURY N/B NOTES	DTD 06/30/2017 1.250% 06/30/2019	912828XV7	50,000,000.00	DEUTSCHE		98.90	49,451,150.00	(119,162.50)	(245,468.50)	1.06	1.06	2.28
US TREASURY N/B	DTD 09/15/2016 0.875% 09/15/2019	912828G4	25,000,000.00	BARCLAYS		98.15	24,537,100.00	(184,579.69)	(281,323.25)	1.27	1.27	2.34
US TREASURY NOTES	DTD 10/31/2014 1.500% 10/31/2019	912828F62	25,000,000.00	MERRILL		98.82	24,704,100.00	(264,650.00)	(280,359.50)	1.39	1.39	2.35
US TREASURY NOTES	DTD 10/31/2014 1.500% 10/31/2019	912828F62	25,000,000.00	DAIWA		98.82	24,704,100.00	(195,314.06)	(222,856.25)	1.39	1.39	2.35
US TREASURY NOTES	DTD 11/30/2012 1.000% 11/30/2019	912828UB4	25,000,000.00	BMO		98.01	24,501,950.00	(398,440.63)	(448,636.00)	1.48	1.48	2.36
US TREASURY N/B	DTD 12/15/2016 1.375% 12/15/2019	912828U73	25,000,000.00	SOC GEN		98.51	24,626,950.00	(321,292.19)	(337,047.50)	1.50	1.50	2.37



Managed Account Fair Market Value & Analytics

For the Month Ending **May 31, 2018**

SAN BERNARDINO COUNTY - 76990800

Security Type/Description	Dated Date/Coupon/Maturity	CUSIP	Par	Broker	Next Call Date	Market Price	Market Value	Unreal G/L On Cost	Unreal G/L Amort Cost	Effective Duration	Duration to Worst at Mkt	YTM
U.S. Treasury Bond / Note												
US TREASURY N/B NOTES	DTD 01/17/2017 1.375% 01/15/2020	912828V31	50,000,000.00	MORGANST		98.41	49,207,050.00	(169,903.13)	(285,351.00)	1.58	1.58	2.38
US TREASURY NOTES	DTD 02/15/2017 1.375% 02/15/2020	912828W22	50,000,000.00	BARCLAYS		98.30	49,152,350.00	(185,540.63)	(302,959.50)	1.67	1.67	2.39
US TREASURY NOTES	DTD 03/02/2015 1.375% 02/29/2020	912828J50	25,000,000.00	BNP DIR		98.25	24,563,475.00	(294,923.44)	(355,220.00)	1.71	1.71	2.40
US TREASURY NOTES	DTD 04/30/2015 1.375% 04/30/2020	912828K58	50,000,000.00	MORGANST		98.07	49,037,100.00	(638,681.25)	(773,488.50)	1.87	1.87	2.41
US TREASURY NOTES	DTD 04/30/2013 1.125% 04/30/2020	912828VA5	50,000,000.00	BMO		97.61	48,804,700.00	(15,612.50)	(186,101.50)	1.88	1.88	2.41
US TREASURY NOTES	DTD 05/31/2013 1.375% 05/31/2020	912828VF4	50,000,000.00	MORGAN_S		97.96	48,982,400.00	(27,365.63)	(106,070.50)	1.96	1.96	2.42
US TREASURY NOTES	DTD 06/01/2015 1.500% 05/31/2020	912828XE5	50,000,000.00	BNY		98.21	49,105,450.00	138,653.12	90,764.00	1.95	1.95	2.42
US TREASURY NOTES	DTD 07/01/2013 1.875% 06/30/2020	912828VJ6	50,000,000.00	JEFFERIE		98.89	49,447,250.00	(64,468.75)	(102,255.00)	2.01	2.01	2.42
US TREASURY NOTES	DTD 07/01/2013 1.875% 06/30/2020	912828VJ6	50,000,000.00	JPM		98.89	49,447,250.00	148,421.87	116,883.50	2.01	2.01	2.42
US TREASURY NOTES	DTD 07/31/2013 2.000% 07/31/2020	912828VP2	50,000,000.00	BK AMER		99.06	49,529,300.00	125,003.12	99,245.00	2.09	2.09	2.45
US TREASURY NOTES	DTD 08/16/2010 2.625% 08/15/2020	912828NT3	25,000,000.00	BNP DIR		100.38	25,094,725.00	(626,954.69)	(347,151.25)	2.12	2.12	2.45
US TREASURY NOTES	DTD 10/31/2013 1.750% 10/31/2020	912828WC0	50,000,000.00	BARCLAYS		98.28	49,140,600.00	(855,493.75)	(856,297.00)	2.34	2.34	2.49
US TREASURY NOTES	DTD 11/30/2015 1.625% 11/30/2020	912828M98	25,000,000.00	BARCLAYS		97.92	24,480,475.00	(275,384.38)	(362,849.25)	2.43	2.43	2.49
US TREASURY N/B	DTD 02/29/2016 1.125% 02/28/2021	912828P87	25,000,000.00	BARCLAYS		96.32	24,080,075.00	(293,948.44)	(388,284.75)	2.67	2.67	2.52
US TREASURY NOTES	DTD 05/31/2016 1.375% 05/31/2021	912828R77	25,000,000.00	RBC CAP		96.64	24,159,175.00	(175,785.94)	(385,748.75)	2.91	2.91	2.55
US TREASURY NOTES	DTD 06/02/2014 2.000% 05/31/2021	912828WN6	50,000,000.00	BARCLAYS		98.44	49,218,750.00	(1,228,515.63)	(1,084,056.50)	2.89	2.89	2.54
US TREASURY N/B	DTD 09/30/2016 1.125% 09/30/2021	912828T34	25,000,000.00	MIZUHO		95.38	23,844,725.00	(353,517.19)	(455,305.25)	3.23	3.23	2.58



Managed Account Fair Market Value & Analytics

For the Month Ending **May 31, 2018**

SAN BERNARDINO COUNTY - 76990800

Security Type/Description	Dated Date/Coupon/Maturity	CUSIP	Par	Broker	Next Call Date	Market Price	Market Value	Unreal G/L On Cost	Unreal G/L Amort Cost	Effective Duration	Duration to Worst at Mkt	YTM
U.S. Treasury Bond / Note												
US TREASURY NOTES	DTD 12/01/2014 1.875% 11/30/2021	912828G53	25,000,000.00	BMO		97.63	24,406,250.00	(328,125.00)	(403,060.00)	3.36	3.36	2.59
US TREASURY NOTES	DTD 02/02/2015 1.500% 01/31/2022	912828H86	50,000,000.00	TD SEC U		96.14	48,072,250.00	(707,046.88)	(1,013,446.50)	3.52	3.52	2.61
US TREASURY N/B NOTES	DTD 02/28/2017 1.875% 02/28/2022	912828W55	25,000,000.00	CITIGRP		97.39	24,346,675.00	(476,567.19)	(496,927.00)	3.57	3.57	2.61
US TREASURY N/B NOTES	DTD 11/02/2015 1.875% 10/31/2022	912828M49	25,000,000.00	BMO_DJR		96.82	24,204,100.00	(535,157.81)	(560,844.75)	4.19	4.19	2.64

Security Type Sub-Total **1,400,000,000.00** **1,377,197,175.00** **(12,098,823.51)** **(13,555,521.50)** **1.82** **1.82** **2.39**

Supra-National Agency Bond / Note

INTL BANK OF RECON AND DEV GLOBAL NOTES	DTD 04/30/2015 1.000% 06/15/2018	459058EJ8	25,000,000.00	TOR DOM		99.97	24,992,750.00	194,300.00	(4,048.75)	0.04	0.04	1.62
INTL BANK OF RECON AND DEV GLOBAL NOTES	DTD 04/30/2015 1.000% 06/15/2018	459058EJ8	25,000,000.00	DEUTSCHE		99.97	24,992,750.00	194,250.00	(4,049.50)	0.04	0.04	1.62
INTL BANK OF RECON AND DEV GLOBAL NOTES	DTD 04/30/2015 1.000% 06/15/2018	459058EJ8	40,000,000.00	BMO		99.97	39,988,400.00	(20,000.00)	(11,760.80)	0.04	0.04	1.62
INTL BANK OF RECON AND DEV GLOBAL NOTES	DTD 04/30/2015 1.000% 06/15/2018	459058EJ8	50,000,000.00	BARCLAYS		99.97	49,985,500.00	71,000.00	(13,419.50)	0.04	0.04	1.62
INTL BANK OF RECON AND DEV SN NOTES	DTD 04/19/2016 0.875% 07/19/2018	459058FE8	25,000,000.00	BNP DJR		99.86	24,966,175.00	76,368.25	(26,937.50)	0.14	0.14	1.85
INTL BANK OF RECON AND DEV SN NOTES	DTD 04/19/2016 0.875% 07/19/2018	459058FE8	50,000,000.00	BKWEST		99.86	49,932,350.00	20,850.00	(62,354.00)	0.14	0.14	1.85
INTER-AMERICAN DEVELOPMENT BANK	DTD 08/24/2011 1.750% 08/24/2018	4581X0BR8	25,000,000.00	BKWEST		99.94	24,984,050.00	(386,539.25)	(54,721.25)	0.23	0.23	1.99
INTL BANK OF RECONSTRUCTION AND DEV NT	DTD 10/07/2015 1.000% 10/05/2018	459058ER0	50,000,000.00	BK AMER		99.65	49,824,600.00	(90,400.00)	(165,492.50)	0.34	0.34	2.01



Managed Account Fair Market Value & Analytics

For the Month Ending **May 31, 2018**

SAN BERNARDINO COUNTY - 76990800

Security Type/Description	Dated Date/Coupon/Maturity	CUSIP	Par	Broker	Next Call Date	Market Price	Market Value	Unreal G/L On Cost	Unreal G/L Amort Cost	Effective Duration	Duration to Worst at Mkt	YTM
Supra-National Agency Bond / Note												
INTL BK OF REC & DEV NOTE (EX-CALLABLE)		459058FC2	25,000,000.00	DEUTSCHE		99.03	24,758,350.00	(189,150.00)	(225,637.25)	0.89	0.89	2.34
DTD 04/26/2016 1.250% 04/26/2019												
INTER-AMERICAN DEVELOPMENT BANK		458182DX7	25,000,000.00	BNP DIR		98.64	24,660,750.00	(182,125.00)	(288,240.25)	0.94	0.94	2.45
DTD 04/12/2016 1.000% 05/13/2019												
INTER-AMERICAN DEVELOPMENT BANK		458182DX7	100,000,000.00	BMO		98.64	98,643,000.00	(1,057,000.00)	(1,263,519.00)	0.94	0.94	2.45
DTD 04/12/2016 1.000% 05/13/2019												
INTL BANK OF RECON AND DEV		45905UUV4	50,000,000.00	TOR DOM		98.64	49,319,000.00	(681,000.00)	(681,000.00)	1.12	1.12	2.64
DTD 01/25/2016 1.430% 07/25/2019												
INTL BANK OF RECON AND DEV GLOBAL		459058EV1	25,000,000.00	BARCLAYS		98.71	24,677,575.00	(201,675.00)	(281,953.00)	1.13	1.13	2.39
NOTES												
DTD 01/28/2016 1.250% 07/26/2019												
INTL BANK OF RECON AND DEV SN NOTE		459058FK4	50,000,000.00	TOR DOM		98.19	49,092,850.00	(814,650.00)	(870,710.00)	1.18	1.18	2.41
DTD 07/13/2016 0.875% 08/15/2019												
INTER-AMERICAN DEVELOPMENT BANK		4581X0CR7	25,000,000.00	DEUTSCHE		98.42	24,604,450.00	(46,550.00)	(268,917.25)	1.35	1.35	2.43
DTD 10/15/2015 1.250% 10/15/2019												
INTER-AMERICAN DEVELOPMENT BANK		4581X0CR7	25,000,000.00	TOR DOM		98.42	24,604,450.00	(141,550.00)	(296,228.25)	1.35	1.35	2.43
DTD 10/15/2015 1.250% 10/15/2019												
INTL BANK OF RECON AND DEV GLOBAL		459058FS7	50,000,000.00	CITIGRP		98.04	49,022,200.00	(872,300.00)	(926,316.50)	1.46	1.46	2.47
NOTES												
DTD 10/27/2016 1.125% 11/27/2019												
INTL BANK OF RECON AND DEV GLOBAL		459058FA6	25,000,000.00	TOR DOM		97.96	24,490,675.00	(432,825.00)	(473,772.75)	1.79	1.79	2.52
NOTES												
DTD 03/30/2016 1.375% 03/30/2020												
INTL BK RECON & DEVELOP NOTES		459058FZ1	25,000,000.00	BNP		98.79	24,698,575.00	(279,675.00)	(287,857.75)	1.84	1.84	2.53
DTD 03/21/2017 1.875% 04/21/2020												
INTER-AMERICAN DEVEL BK NOTE		4581X0CX4	25,000,000.00	RBC		98.45	24,613,175.00	(327,575.00)	(348,974.50)	1.90	1.90	2.44
DTD 04/12/2017 1.625% 05/12/2020												
INTL BANK OF RECON AND DEV GLOBAL		459058GA5	25,000,000.00	JPMCHASE		97.87	24,468,425.00	(526,325.00)	(527,601.25)	2.19	2.19	2.60
NOTES												
DTD 08/29/2017 1.625% 09/04/2020												
INTERNATIONAL FINANCE CORPORATION		45950KCM0	25,000,000.00	BK AMER		98.98	24,745,300.00	(181,200.00)	(189,526.25)	2.54	2.54	2.65
NOTE												
DTD 01/25/2018 2.250% 01/25/2021												



Managed Account Fair Market Value & Analytics

For the Month Ending **May 31, 2018**

SAN BERNARDINO COUNTY - 76990800

Security Type/Description	Dated Date/Coupon/Maturity	CUSIP	Par	Broker	Next Call Date	Market Price	Market Value	Unreal G/L On Cost	Unreal G/L Amort Cost	Effective Duration	Duration to Worst at Mkt	YTM
Supra-National Agency Bond / Note												
INTER-AMERICAN DEVELOPMENT BANK		4581X0DB1	50,000,000.00	CITIGRP		99.76	49,877,800.00	(12,200.00)	(16,335.50)	2.75	2.75	2.71
NOTE												
DTD 04/19/2018 2.625% 04/19/2021												
INTL BANK OF RECON AND DEV GLOBAL		459058GF4	20,000,000.00	DEUTSCHE		97.80	19,560,700.00	(394,300.00)	(399,352.60)	3.34	3.34	2.78
NOTES												
DTD 12/13/2017 2.125% 12/13/2021												
Security Type Sub-Total			860,000,000.00			851,503,850.00	(6,280,271.00)	(7,688,725.90)		1.07	1.07	2.26

NOW Account

BANK OF THE WEST MONEY MARKET FUND	BKOFWEST7	2,000.00	DIRECT			1.00	2,000.00	0.00	0.00	0.00	0.00	1.91
BANK OF THE WEST MONEY MARKET FUND	BKOFWEST7	14,998,000.00	DIRECT			1.00	14,998,000.00	0.00	0.00	0.00	0.00	1.91
BANK OF THE WEST MONEY MARKET FUND	BKOFWEST7	20,000,000.00	DIRECT			1.00	20,000,000.00	0.00	0.00	0.00	0.00	1.91
BANK OF THE WEST MONEY MARKET FUND	BKOFWEST7	35,000,000.00	DIRECT			1.00	35,000,000.00	0.00	0.00	0.00	0.00	1.91
BANK OF THE WEST MONEY MARKET FUND	BKOFWEST7	50,000,000.00	DIRECT			1.00	50,000,000.00	0.00	0.00	0.00	0.00	1.91
BANK OF THE WEST MONEY MARKET FUND	BKOFWEST7	80,000,000.00	DIRECT			1.00	80,000,000.00	0.00	0.00	0.00	0.00	1.91
Security Type Sub-Total		200,000,000.00				200,000,000.00	0.00	0.00	0.00	0.00	0.00	1.91

Money Market Mutual Fund

FIDELITY GOVT MM FUND 2642	31607A703	1,000,000.00				1.00	1,000,000.00	0.00	0.00	0.00	0.00	1.64
FEDERATED GOVT OBLIGATIONS FUND	608919718	1,000,000.00				1.00	1,000,000.00	0.00	0.00	0.00	0.00	1.61
Security Type Sub-Total		2,000,000.00				2,000,000.00	0.00	0.00	0.00	0.00	0.00	1.63

Joint Powers Authority

CALIFORNIA ASSET MANAGEMENT PROGRAM	CAMPMF025	18,000,000.00	DIRECT			1.00	18,000,000.00	0.00	0.00	0.00	0.00	1.96
CALIFORNIA ASSET MANAGEMENT PROGRAM	CAMPMF025	24,000,000.00	DIRECT			1.00	24,000,000.00	0.00	0.00	0.00	0.00	1.96
CALIFORNIA ASSET MANAGEMENT PROGRAM	CAMPMF025	45,000,000.00	DIRECT			1.00	45,000,000.00	0.00	0.00	0.00	0.00	1.96
CALIFORNIA ASSET MANAGEMENT PROGRAM	CAMPMF025	50,000,000.00	DIRECT			1.00	50,000,000.00	0.00	0.00	0.00	0.00	1.96



Managed Account Fair Market Value & Analytics

For the Month Ending **May 31, 2018**

SAN BERNARDINO COUNTY - 76990800

Security Type/Description	Dated Date/Coupon/Maturity	CUSIP	Next Call Date	Market Price	Market Value	Unreal G/L On Cost	Unreal G/L Amort Cost	Effective Duration	Duration to Worst at Mkt	YTM
Joint Powers Authority										
CALIFORNIA ASSET MANAGEMENT PROGRAM	CAMPMF025	50,000,000.00	DIRECT	1.00	50,000,000.00	0.00	0.00	0.00	0.00	1.96
Security Type Sub-Total		187,000,000.00			187,000,000.00	0.00	0.00	0.00	0.00	1.96
Federally Insured Cash Account										
STONECASTLE FICA	FICAMF003	50,000,000.00	OTHER	1.00	50,000,000.00	0.00	0.00	0.00	0.00	0.95
Security Type Sub-Total		50,000,000.00			50,000,000.00	0.00	0.00	0.00	0.00	0.95
Federal Agency Discount Note										
FEDERAL FARM CREDIT BANKS DISC NOTE	313313C63	15,000,000.00	UBS	99.57	14,935,356.00	106,039.33	(13,310.70)	0.22	0.22	1.92
-- 0.000% 08/20/2018										
Security Type Sub-Total		15,000,000.00			14,935,356.00	106,039.33	(13,310.70)	0.22	0.22	1.92
Federal Agency Bond / Note										
FHLB NOTES	313379DT3	25,000,000.00	DEUTSCHE	99.99	24,996,400.00	(228,600.00)	(5,719.50)	0.02	0.02	1.73
DTD 05/04/2012 1.250% 06/08/2018										
FHLB NOTES	3130A8BD4	35,000,000.00	CITIGRP	99.92	34,973,295.00	57,645.00	(23,537.50)	0.08	0.08	1.79
DTD 05/27/2016 0.875% 06/29/2018										
FNMA NOTES (EX-CALLABLE) GLOBAL NOTES	3135G0M75	28,325,000.00	JPMCHASE	99.83	28,276,450.95	10,933.45	(43,882.22)	0.16	0.16	1.94
DTD 07/27/2016 0.875% 07/27/2018										
FHLB NOTES	3130A8PK3	25,000,000.00	BARCLAYS	99.75	24,937,925.00	(10,075.00)	(57,465.00)	0.19	0.19	1.95
DTD 07/08/2016 0.625% 08/07/2018										
FHLB NOTES	3130A6AE7	25,000,000.00	TOR DOM	99.66	24,915,375.00	(156,625.00)	(95,345.00)	0.29	0.29	2.29
DTD 08/07/2015 1.125% 09/14/2018										
FHLMC REFERENCE NOTES	3137EAE7	50,000,000.00	BARCLAYS	99.57	49,786,950.00	(191,550.00)	(209,237.50)	0.36	0.36	2.04
DTD 09/16/2016 0.875% 10/12/2018										
FNMA BENCHMARK NOTE	3135G0E58	12,000,000.00	ICAP	99.65	11,957,916.00	(14,724.00)	(38,653.20)	0.38	0.38	2.03
DTD 09/01/2015 1.125% 10/19/2018										
FNMA BENCHMARK NOTE	3135G0E58	25,000,000.00	DEUTSCHE	99.65	24,912,325.00	(30,925.00)	(80,559.00)	0.38	0.38	2.03
DTD 09/01/2015 1.125% 10/19/2018										



Managed Account Fair Market Value & Analytics

For the Month Ending **May 31, 2018**

SAN BERNARDINO COUNTY - 76990800

Security Type/Description	Dated Date/Coupon/Maturity	CUSIP	Par	Broker	Next Call Date	Market Price	Market Value	Unreal G/L On Cost	Unreal G/L Amort Cost	Effective Duration	Duration to Worst at Mkt	YTM
Federal Agency Bond / Note												
FHLMC NOTES (EX-CALLABLE)	DTD 04/26/2016 1.050% 10/26/2018	313468YU7	50,000,000.00	JPMCHASE		99.55	49,773,250.00	(191,750.00)	(221,050.50)	0.40	0.40	2.17
FHLB NOTES	DTD 12/08/2016 1.250% 01/16/2019	3130AAE46	50,000,000.00	BK AMER		99.41	49,703,800.00	(294,200.00)	(295,552.50)	0.62	0.62	2.21
FNMA BENCHMARK NOTE	DTD 02/23/2016 1.000% 02/26/2019	3135G0J53	25,000,000.00	JPMCHASE		99.08	24,770,475.00	(170,525.00)	(214,916.50)	0.73	0.73	2.26
FHLMC NOTES (EX-CALLABLE)	DTD 02/28/2017 1.375% 02/28/2019	3134GA6H2	25,000,000.00	MORGANST		99.37	24,843,625.00	(156,375.00)	(156,375.00)	0.73	0.73	2.23
FEDERAL HOME LOAN BANK NOTES	DTD 02/06/2012 1.500% 03/08/2019	3133782M2	25,000,000.00	DEUTSCHE		99.45	24,861,400.00	(190,350.00)	(158,513.25)	0.76	0.76	2.23
FEDERAL HOME LOAN BANK NOTES	DTD 02/06/2012 1.500% 03/08/2019	3133782M2	25,000,000.00	MORGANST		99.45	24,861,400.00	(191,100.00)	(159,619.50)	0.76	0.76	2.23
FHLMC NOTES	DTD 03/10/2017 1.375% 03/18/2019	3130AAXX1	75,000,000.00	CITIGRP		99.31	74,484,375.00	(341,625.00)	(446,409.75)	0.79	0.79	2.25
FREDDIE MAC NOTES	DTD 03/21/2016 1.125% 04/15/2019	3137EADZ9	25,000,000.00	JPMCHASE		99.03	24,757,525.00	(234,225.00)	(240,086.75)	0.86	0.86	2.25
FFCB BONDS	DTD 04/17/2017 1.320% 04/17/2019	3133EHFK4	25,000,000.00	MORGANST		99.21	24,802,450.00	(175,800.00)	(187,934.75)	0.86	0.86	2.23
FEDERAL HOME LOAN BANK AGENCY NOTES	DTD 05/12/2017 1.375% 05/28/2019	3130ABF92	45,000,000.00	BK AMER		99.12	44,601,795.00	(313,155.00)	(356,589.90)	0.98	0.98	2.28
FHLMC NOTES	DTD 06/03/2016 1.125% 06/21/2019	3130A8DB6	50,000,000.00	WELLSFAR		98.79	49,394,000.00	(585,000.00)	(598,625.50)	1.04	1.04	2.29
FFCB BONDS	DTD 07/24/2017 1.400% 07/24/2019	3133EHSC8	25,000,000.00	OTHER		99.06	24,765,425.00	(216,325.00)	(224,046.00)	1.12	1.12	2.23
FREDDIE MAC GLOBAL NOTES	DTD 07/30/2012 1.250% 08/01/2019	3137EADK2	23,347,000.00	MORGANST		98.77	23,060,882.52	(63,106.94)	(219,317.28)	1.14	1.14	2.32
FREDDIE MAC NOTES	DTD 07/19/2017 1.375% 08/15/2019	3137EAEH8	10,000,000.00	BNY		98.88	9,887,810.00	(90,590.00)	(98,328.40)	1.18	1.18	2.32
FREDDIE MAC NOTES	DTD 07/19/2017 1.375% 08/15/2019	3137EAEH8	75,000,000.00	JPM		98.88	74,158,575.00	(731,175.00)	(776,773.50)	1.18	1.18	2.32
FNMA NOTES	DTD 09/02/2016 1.000% 08/28/2019	3135G0P49	50,000,000.00	DEUTSCHE		98.39	49,195,450.00	(726,550.00)	(771,851.50)	1.22	1.22	2.32



Managed Account Fair Market Value & Analytics

For the Month Ending **May 31, 2018**

SAN BERNARDINO COUNTY - 76990800

Security Type/Description	Dated Date/Coupon/Maturity	CUSIP	Par	Broker	Next Call Date	Market Price	Market Value	Unreal G/L On Cost	Unreal G/L Amort Cost	Effective Duration	Duration to Worst at Mkt	YTM
Federal Agency Bond / Note												
FREDDIE MAC GLOBAL NOTES	DTD 10/02/2012 1.250% 10/02/2019	3137EADM8	10,000,000.00	OTHER		98.55	9,855,420.00	(93,580.00)	(110,586.80)	1.31	1.31	2.35
FEDERAL HOME LOAN BANK NOTES	DTD 10/13/2017 1.500% 10/21/2019	3130ACM92	50,000,000.00	CITIGRP		98.84	49,419,450.00	(492,050.00)	(519,525.00)	1.36	1.36	2.35
FANNIE MAE GLOBAL NOTES	DTD 10/25/2016 1.000% 10/24/2019	3135GOR39	25,000,000.00	BARCLAYS		98.12	24,531,025.00	(401,975.00)	(437,473.50)	1.37	1.37	2.37
FHLB NOTES	DTD 11/17/2016 1.375% 11/15/2019	3130AA3R7	35,000,000.00	BK AMER		98.57	34,500,340.00	(491,610.00)	(495,701.50)	1.43	1.43	2.38
FEDERAL FARM CREDIT BANKS FLOATING NOTE		3133EJGR4	10,000,000.00	JEFFERIE		99.97	9,997,210.00	(2,790.00)	(2,790.00)	0.08	1.45	1.94
FFCB NOTES	DTD 03/19/2018 1.888% 11/19/2019	3133EH2S1	50,000,000.00	JEFFERIE		99.25	49,625,150.00	(325,535.50)	(336,945.00)	1.49	1.49	2.38
FHLB NOTES	DTD 12/30/2013 2.375% 12/13/2019	3130A0JR2	25,000,000.00	TD		99.96	24,988,825.00	(306,875.00)	(231,127.25)	1.48	1.48	2.40
FREDDIE MAC NOTES	DTD 01/17/2017 1.500% 01/17/2020	3137EAE5	25,000,000.00	CITIGRP		98.55	24,636,675.00	(336,325.00)	(348,524.50)	1.59	1.59	2.42
FNMA NOTES	DTD 01/12/2015 1.625% 01/21/2020	3135G0A78	25,000,000.00	TOR DOM		98.78	24,694,050.00	(310,050.00)	(307,673.00)	1.60	1.60	2.39
FHLB NOTES	DTD 02/09/2018 2.125% 02/11/2020	3130ADN32	75,000,000.00	BARCLAYS		99.50	74,628,600.00	(234,150.00)	(255,112.50)	1.64	1.64	2.42
FNMA NOTES	DTD 02/28/2017 1.500% 02/28/2020	3135G0T29	40,000,000.00	JPMCHASE		98.44	39,377,480.00	(596,920.00)	(607,520.40)	1.70	1.70	2.42
FEDERAL HOME LOAN BANKS NOTES	DTD 03/16/2018 2.375% 03/30/2020	3130ADUJ9	30,000,000.00	CITI		99.91	29,971,950.00	(22,650.00)	(23,242.20)	1.78	1.78	2.43
FHLMC AGENCY NOTES	DTD 04/20/2017 1.375% 04/20/2020	3137EAEF2	25,000,000.00	TD SEC U		98.06	24,515,325.00	(399,175.00)	(430,486.00)	1.84	1.84	2.43
FHLMC NOTES	DTD 04/19/2018 2.500% 04/23/2020	3137EAEF7	35,000,000.00	CITIGRP		100.05	35,016,555.00	24,255.00	23,806.30	1.83	1.83	2.47
FFCB BONDS	DTD 05/08/2017 1.550% 05/08/2020	3133EHJA2	25,000,000.00	JPM		98.30	24,574,700.00	(411,575.00)	(416,369.75)	1.89	1.89	2.45
FEDERAL HOME LOAN BANKS NOTES	DTD 05/21/2018 2.625% 05/28/2020	3130AECJ7	50,000,000.00	BARCLAYS		100.27	50,135,550.00	153,550.00	153,300.50	1.93	1.93	2.48



Managed Account Fair Market Value & Analytics

For the Month Ending **May 31, 2018**

SAN BERNARDINO COUNTY - 76990800

Security Type/Description	Dated Date/Coupon/Maturity	CUSIP	Par	Broker	Next Call Date	Market Price	Market Value	Unreal G/L On Cost	Unreal G/L Amort Cost	Effective Duration	Duration to Worst at Mkt	YTM
Federal Agency Bond / Note												
FNMA NOTES		3135G0T60	75,000,000.00	BARCLAYS		97.95	73,463,025.00	(1,309,725.00)	(1,371,844.50)	2.10	2.10	2.48
DTD 08/01/2017 1.500% 07/30/2020												
FHLB NOTES		3130ADT93	10,000,000.00	JEFFERIE		99.79	9,978,780.00	(15,003.00)	(15,522.20)	2.20	2.20	2.50
DTD 03/14/2018 2.400% 09/14/2020												
FHLB NOTES		3130ACE26	40,000,000.00	BARCLAYS		97.47	38,988,280.00	(883,320.00)	(913,434.80)	2.26	2.26	2.50
DTD 09/08/2017 1.375% 09/28/2020												
FHLMC NOTES		3137EAEK1	50,000,000.00	CITI		98.37	49,184,200.00	(767,800.00)	(776,316.00)	2.38	2.38	2.56
DTD 11/15/2017 1.875% 11/17/2020												
FHLB CALLABLE NOTES		3130ADVF9	25,000,000.00	DEUTSCHE	01/29/20	99.04	24,759,825.00	(240,175.00)	(240,175.00)	2.39	2.55	2.63
DTD 01/29/2018 2.250% 01/29/2021												
FREDDIE MAC NOTES		3137EAEI9	50,000,000.00	BARCLAYS		99.48	49,738,600.00	(129,400.00)	(141,843.50)	2.59	2.59	2.58
DTD 02/16/2018 2.375% 02/16/2021												
FEDERAL FARM CREDIT BANKS NOTES		3133EJID2	50,000,000.00	BK AMER		99.78	49,891,400.00	(121,100.00)	(120,472.00)	2.72	2.72	2.62
DTD 04/05/2018 2.540% 04/05/2021												
FANNIE MAE NOTES		3135G0U27	50,000,000.00	BARCLAYS		99.71	49,856,450.00	(69,050.00)	(72,257.00)	2.74	2.74	2.60
DTD 04/13/2018 2.500% 04/13/2021												
Security Type Sub-Total			1,713,672,000.00				1,699,007,739.47	(13,018,800.99)	(13,678,225.10)	1.34	1.35	2.33

Corporate Note

BERKSHIRE HATHAWAY INC GLOBAL NOTES		084670BX5	10,000,000.00	WELLSFAR		99.77	9,977,010.00	(21,790.00)	(22,865.60)	0.21	0.21	2.24
DTD 08/15/2016 1.150% 08/15/2018												
MICROSOFT CORP NOTES		594918BF0	1,000,000.00	CITIGRP		99.59	995,884.00	(5,756.00)	(4,350.64)	0.42	0.42	2.27
DTD 11/03/2015 1.300% 11/03/2018												
MICROSOFT CORP NOTES		594918BF0	1,000,000.00	VINING		99.59	995,884.00	(5,786.00)	(4,354.93)	0.42	0.42	2.27
DTD 11/03/2015 1.300% 11/03/2018												
MICROSOFT CORP NOTES		594918BF0	3,500,000.00	ICAP		99.59	3,485,594.00	(19,831.00)	(15,182.20)	0.42	0.42	2.27
DTD 11/03/2015 1.300% 11/03/2018												
MICROSOFT CORP NOTES		594918BF0	4,500,000.00	MERRILL		99.59	4,481,478.00	(25,272.00)	(19,487.79)	0.42	0.42	2.27
DTD 11/03/2015 1.300% 11/03/2018												
MICROSOFT CORP NOTES		594918BF0	5,000,000.00	UBS AG		99.59	4,979,420.00	(27,630.00)	(21,588.75)	0.42	0.42	2.27
DTD 11/03/2015 1.300% 11/03/2018												



Managed Account Fair Market Value & Analytics

For the Month Ending **May 31, 2018**

SAN BERNARDINO COUNTY - 76990800

Security Type/Description	Dated Date/Coupon/Maturity	CUSIP	Par	Broker	Next Call Date	Market Price	Market Value	Unreal G/L On Cost	Unreal G/L Amort Cost	Effective Duration	Duration to Worst at Mkt	YTM
Corporate Note												
MICROSOFT CORP NOTES	DTD 11/03/2015 1.300% 11/03/2018	594918BF0	5,000,000.00	BARCLAYS		99.59	4,979,420.00	(28,330.00)	(21,688.85)	0.42	0.42	2.27
MICROSOFT CORP NOTES	DTD 11/03/2015 1.300% 11/03/2018	594918BF0	5,000,000.00	LOOP CAP		99.59	4,979,420.00	(29,080.00)	(21,796.05)	0.42	0.42	2.27
MICROSOFT CORP NOTES	DTD 08/08/2016 1.100% 08/08/2019	594918BN3	20,000,000.00	MERRILL		98.47	19,693,280.00	(286,120.00)	(298,494.00)	1.16	1.16	2.42
WAL-MART STORES INC CORP NOTE	DTD 10/20/2017 1.750% 10/09/2019	931142DY6	7,000,000.00	MORGANST		99.05	6,933,619.00	(66,241.00)	(66,273.62)	1.33	1.33	2.46
MICROSOFT CORP NOTES	DTD 02/06/2017 1.850% 02/06/2020	594918BV5	15,000,000.00	BARCLAYS		98.88	14,831,520.00	(158,430.00)	(162,782.70)	1.63	1.63	2.54
JPMORGAN CHASE & CO CALLABLE FLT CORP	DTD 02/13/2018 2.605% 02/13/2020	48125LRM6	10,000,000.00	JPMCHASE	02/13/19	100.06	10,005,730.00	5,730.00	5,730.00	0.25	0.70	2.61
JOHNSON & JOHNSON CORP NOTE	DTD 11/10/2017 1.950% 11/10/2020	478160CH5	3,000,000.00	JPM		98.38	2,951,430.00	(45,360.00)	(45,943.35)	2.36	2.36	2.64
Security Type Sub-Total			90,000,000.00				89,289,689.00	(713,896.00)	(699,078.48)	0.88	0.93	2.41
Commercial Paper												
JP MORGAN SECURITIES LLC COMM PAPER	DTD 09/05/2017 0.000% 06/01/2018	466400F14	25,000,000.00	JPMCHASE		100.00	24,998,775.00	211,420.83	(1,225.00)	0.00	0.00	1.76
COOPERATIVE RABOBANK U.A. COMM PAPER	-- 0.000% 06/01/2018	21687BF14	25,000,000.00	RABO_DIR		100.00	24,998,800.00	192,445.83	(1,200.00)	0.00	0.00	1.73
CREDIT AGRICOLE CIB NY COMM PAPER	DTD 12/01/2017 0.000% 06/01/2018	22533UF16	150,000,000.00	CREDITAG		100.00	149,992,950.00	7,033.33	(7,050.00)	0.00	0.00	1.69
NATIXIS NY BRANCH COMM PAPER	-- 0.000% 06/01/2018	63873KF10	150,000,000.00	OTHER		100.00	149,993,100.00	7,183.33	(6,900.00)	0.00	0.00	1.66
EXXON MOBIL CORP COMM PAPER	DTD 04/26/2018 0.000% 06/06/2018	30229BF69	35,000,000.00	EXXON		99.97	34,990,060.00	61,810.00	(1,190.00)	0.02	0.02	1.70
EXXON MOBIL CORP COMM PAPER	DTD 04/30/2018 0.000% 06/07/2018	30229BF77	45,000,000.00	CITIGRP		99.97	44,985,060.00	71,035.00	(1,364.85)	0.02	0.02	1.71
MUFG BANK LTD/NY COMM PAPER	-- 0.000% 06/20/2018	62479MFL2	35,000,000.00	MUFG		99.90	34,964,090.00	3,445.56	(1,921.15)	0.05	0.05	1.85



Managed Account Fair Market Value & Analytics

For the Month Ending **May 31, 2018**

SAN BERNARDINO COUNTY - 76990800

Security Type/Description	Dated Date/Coupon/Maturity	CUSIP	Par	Broker	Next Call Date	Market Price	Market Value	Unreal G/L On Cost	Unreal G/L Amort Cost	Effective Duration	Duration to Worst at Mkt	YTM
Commercial Paper												
DEXIA CREDIT LOCAL SA NY COMM PAPER	25214PCM3	25,000,000.00	DEXIA			99.83	24,957,162.50	194,051.39	(7,532.00)	0.09	0.09	1.93
DTD 12/05/2017 0.000% 07/02/2018												
JP MORGAN SECURITIES LLC COMM PAPER	466400G21	25,000,000.00	JPMCHASE			99.83	24,956,900.00	210,129.17	(2,843.00)	0.09	0.09	1.94
DTD 10/05/2017 0.000% 07/02/2018												
JP MORGAN SECURITIES LLC COMM PAPER	466400G21	25,000,000.00	JPMCHASE			99.83	24,956,900.00	139,191.67	2,108.25	0.09	0.09	1.94
DTD 10/05/2017 0.000% 07/02/2018												
BNP PARIBAS NY BRANCH COMM PAPER	09659CG28	25,000,000.00	BNP DIR			99.83	24,958,300.00	136,550.00	2,862.50	0.09	0.09	1.88
DTD 12/04/2017 0.000% 07/02/2018												
TOYOTA MOTOR CREDIT CORP CP	89233HG24	50,000,000.00	TOYOTA			99.83	49,916,600.00	270,225.00	5,725.00	0.09	0.09	1.88
DTD 10/06/2017 0.000% 07/02/2018												
MUFG BANK LTD/NY COMM PAPER	62479MG31	35,000,000.00	MUFG			99.82	34,936,895.00	2,908.89	(2,749.60)	0.09	0.09	1.97
-- 0.000% 07/03/2018												
CREDIT AGRICOLE CIB NY COMM PAPER	22533UG98	50,000,000.00	CREDITAG			99.80	49,902,450.00	68,505.56	5,894.50	0.11	0.11	1.80
DTD 01/08/2018 0.000% 07/09/2018												
AMERICAN HONDA FINANCE COMM PAPER	02665KGR2	45,000,000.00	MIZUHO			99.71	44,867,655.00	153,655.00	16,155.00	0.15	0.15	1.93
DTD 04/13/2018 0.000% 07/25/2018												
TOYOTA MOTOR CREDIT CORP COMM PAPER	89233HGR9	50,000,000.00	TOYOTA			99.70	49,850,150.00	196,413.89	24,900.00	0.15	0.15	1.97
DTD 04/09/2018 0.000% 07/25/2018												
JP MORGAN SECURITIES LLC COMM PAPER	466400H12	25,000,000.00	JPMCHASE			99.64	24,909,550.00	123,577.78	6,980.50	0.17	0.17	2.11
DTD 03/20/2018 0.000% 08/01/2018												
CREDIT AGRICOLE CIB NY COMM PAPER	22533UH14	25,000,000.00	CREDITAG			99.65	24,913,625.00	22,347.22	889.00	0.17	0.17	2.01
DTD 02/02/2018 0.000% 08/01/2018												
BNP PARIBAS NY BRANCH COMM PAPER	09659CH19	50,000,000.00	BNP DIR			99.66	49,827,700.00	219,269.44	25,103.00	0.17	0.17	2.01
DTD 04/02/2018 0.000% 08/01/2018												
JP MORGAN SECURITIES LLC COMM PAPER	466400J44	25,000,000.00	JPMCHASE			99.36	24,839,600.00	87,655.56	(5,365.25)	0.26	0.26	2.42
DTD 12/08/2017 0.000% 09/04/2018												
JP MORGAN SECURITIES LLC FLT COMM PAPER	46640EGA0	25,000,000.00	JPMCHASE			99.99	24,997,750.00	(2,250.00)	(2,250.00)	0.08	0.32	2.09
DTD 01/29/2018 2.198% 09/28/2018												
BNP PARIBAS NY BRANCH COMM PAPER	09659CK15	25,000,000.00	BNP DIR			99.20	24,800,725.00	103,225.00	5,752.75	0.33	0.33	2.35
DTD 01/03/2018 0.000% 10/01/2018												
Security Type Sub-Total		970,000,000.00				968,514,797.50	2,479,829.45	54,779.65	54,779.65	0.08	0.08	1.85



Managed Account Fair Market Value & Analytics

For the Month Ending **May 31, 2018**

SAN BERNARDINO COUNTY - 76990800

Security Type/Description	Dated Date/Coupon/Maturity	CUSIP	Par	Broker	Next Call Date	Market Price	Market Value	Unreal G/L On Cost	Unreal G/L Amort Cost	Effective Duration	Duration to Worst at Mkt	YTM
Certificate of Deposit												
COOPERATIVE RABOBANK U.A. CERT DEPOS		21684B2C7	25,000,000.00	RABO_DIR		99.98	24,994,654.50	(5,345.50)	(5,345.50)	0.00	0.00	7.69
DTD 05/05/2017 1.480% 06/01/2018												
BANK OF MONTREAL CHICAGO FLOATING CD		06371EXS1	25,000,000.00	BMO_DIR		100.00	25,000,000.00	0.00	0.00	0.08	0.00	1.81
DTD 12/11/2017 2.047% 06/01/2018												
WESTPAC BANKING CORP NY FLOATING CD		96121T3M8	50,000,000.00	ICAP		100.00	50,000,500.00	500.00	500.00	0.25	0.00	1.23
DTD 06/02/2017 2.116% 06/01/2018												
SVENSKA HANDELSBANKEN NY FLOATING CD		86958JWE5	50,000,000.00	ICAP		100.00	50,000,400.00	400.00	400.00	0.08	0.00	-0.29
DTD 12/04/2017 2.027% 06/01/2018												
BANK OF NOVA SCOTIA HOUSTON FLOATING CD		06417GC71	50,000,000.00	BNS		100.00	50,000,000.00	0.00	0.00	0.08	0.00	1.79
DTD 12/08/2017 2.037% 06/01/2018												
ROYAL BANK OF CANADA NY FLOAT CERT DEPOS		78009NU46	25,000,000.00	ROYAL		100.01	25,003,450.00	3,450.00	3,450.00	0.25	0.03	1.24
DTD 06/12/2017 2.201% 06/12/2018												
ROYAL BANK OF CANADA NY FLOAT CERT DEPOS		78009NV60	50,000,000.00	ROYAL		99.99	49,995,750.00	(4,250.00)	(4,250.00)	0.25	0.08	1.86
DTD 06/28/2017 2.425% 06/28/2018												
BANK OF MONTREAL CHICAGO CERT DEPOS		06371EDH7	25,000,000.00	BMO_DIR		99.95	24,987,650.25	(12,349.75)	(12,349.75)	0.09	0.09	1.93
DTD 07/03/2017 1.400% 07/02/2018												
WESTPAC BANKING CORP NY FLOATING CD		96121T3P1	25,000,000.00	ICAP		100.04	25,010,225.00	10,225.00	10,225.00	0.25	0.09	1.27
DTD 07/07/2017 2.398% 07/02/2018												
BANK OF NOVA SCOTIA CERT DEPOS		06417GP28	25,000,000.00	BNS		100.05	25,013,272.50	13,272.50	13,272.50	0.09	0.09	1.93
DTD 03/15/2018 2.250% 07/02/2018												
SVENSKA HANDELSBANKEN NY CERT DEPOS		86958JA25	25,000,000.00	SVENSKA		100.03	25,007,602.50	7,602.50	7,602.50	0.09	0.09	1.93
DTD 03/19/2018 2.120% 07/02/2018												
NORDEA BK AB (PUBL)/NY CERT DEPOS		65590ATY2	50,000,000.00	FTN		100.05	50,023,285.00	23,285.00	23,285.00	0.09	0.09	1.93
DTD 03/27/2018 2.210% 07/02/2018												



Managed Account Fair Market Value & Analytics

For the Month Ending **May 31, 2018**

SAN BERNARDINO COUNTY - 76990800

Security Type/Description	Dated Date/Coupon/Maturity	CUSIP	Par	Broker	Next Call Date	Market Price	Market Value	Unreal G/L On Cost	Unreal G/L Amort Cost	Effective Duration	Duration to Worst at Mkt	YTM
Certificate of Deposit												
SWEDBANK NY CERT DEPOS		87019VGN1	80,000,000.00	OTHER		100.04	80,029,688.00	29,688.00	29,688.00	0.09	0.09	1.93
DTD 04/23/2018 2.150% 07/02/2018												
BANK OF NOVA SCOTIA HOUSTON		06417GZQ4	25,000,000.00	BNS		99.94	24,986,000.00	(14,000.00)	(14,000.00)	0.08	0.13	2.19
FLOATING CD												
DTD 10/19/2017 2.118% 07/19/2018												
BANK OF MONTREAL CHICAGO CERT		06371EJ65	25,000,000.00	BMO_DIR		99.95	24,986,922.00	(13,078.00)	(13,078.00)	0.14	0.14	2.05
DEPOS												
DTD 01/23/2018 1.900% 07/23/2018												
US BANK NA CINCINNATI CERT DEPOS		90333VVV9	50,000,000.00	BONY		99.94	49,970,960.00	(29,040.00)	(29,040.00)	0.14	0.14	2.05
DTD 01/23/2018 1.880% 07/23/2018												
BANK OF NOVA SCOTIA CERT DEPOS		06417GM70	25,000,000.00	BNS		100.00	25,001,212.50	1,212.50	1,212.50	0.17	0.17	2.10
DTD 03/06/2018 2.140% 08/01/2018												
CBA AUSTRALIA NY FLOATING CERT		20271EML0	50,000,000.00	ICAP		99.91	49,957,250.00	(42,750.00)	(42,750.00)	0.08	0.17	2.67
DEPOS												
DTD 07/25/2017 2.132% 08/01/2018												
SVENSKA HANDELSBANKEN NY CERT		86958JZP7	50,000,000.00	RBC		100.00	49,999,630.00	(1,429.83)	(790.00)	0.17	0.17	2.10
DEPOS												
DTD 02/28/2018 2.125% 08/01/2018												
TORONTO DOMINION BANK NY FLOATING		89113W5C6	50,000,000.00	TD SEC U		100.04	50,019,400.00	19,400.00	19,400.00	0.08	0.18	1.94
CD												
DTD 07/07/2017 2.123% 08/06/2018												
TORONTO DOMINION BANK NY CERT		89113XC69	50,000,000.00	TD		99.99	49,995,585.00	(4,415.00)	(4,415.00)	0.26	0.26	2.31
DEPOS												
DTD 03/28/2018 2.310% 09/04/2018												
SVENSKA HANDELSBANKEN NY CERT		86958JC56	50,000,000.00	SVENSKA		99.99	49,996,599.00	(3,401.00)	(3,401.00)	0.26	0.26	2.31
DEPOS												
DTD 04/10/2018 2.310% 09/04/2018												
BANK OF NOVA SCOTIA HOUSTON		06417GYW2	25,000,000.00	JEFFERIE		99.86	24,966,000.00	(34,000.00)	(34,000.00)	0.08	0.32	2.28
FLOATING CD												
DTD 09/26/2017 2.178% 09/26/2018												
SWEDBANK NY CERT DEPOS		87019VFD4	25,000,000.00	OTHER		99.98	24,995,020.25	(4,979.75)	(4,979.75)	0.33	0.33	2.35
DTD 04/04/2018 2.340% 10/01/2018												



Managed Account Fair Market Value & Analytics

For the Month Ending **May 31, 2018**

SAN BERNARDINO COUNTY - 76990800

Security Type/Description	Dated Date/Coupon/Maturity	CUSIP	Par	Broker	Next Call Date	Market Price	Market Value	Unreal G/L On Cost	Unreal G/L Amort Cost	Effective Duration	Duration to Worst at Mkt	YTM
Certificate of Deposit												
ROYAL BANK OF CANADA NY FLOATING CERT D		78012UDG7	25,000,000.00	ROYAL		99.98	24,995,125.00	(4,875.00)	(4,875.00)	0.25	0.42	2.12
DTD 04/18/2018 2.375% 11/01/2018												
BANK OF AMERICA NA CERT DEPOS		06052T2S2	50,000,000.00	BK AMER		100.01	50,005,835.00	5,835.00	5,835.00	0.41	0.41	2.40
DTD 04/04/2018 2.440% 11/01/2018												
BANK OF MONTREAL CHICAGO CERT DEPOS		06371EZH3	25,000,000.00	BMO_DIR		99.72	24,929,386.50	(70,613.50)	(70,613.50)	0.54	0.54	2.48
DTD 12/18/2017 1.990% 12/18/2018												
CBA AUSTRALIA NY FLOATING CERT DEPOS		20271EMZ9	25,000,000.00	ICAP		99.83	24,957,000.00	(43,000.00)	(43,000.00)	0.08	0.54	2.36
DTD 12/19/2017 2.188% 12/19/2018												
WESTPAC BANKING CORP NY FLOATING CD		96121T5H7	25,000,000.00	JEFFERIE		99.89	24,973,125.00	(26,875.00)	(26,875.00)	0.08	0.55	2.24
DTD 12/21/2017 2.178% 12/21/2018												
ROYAL BANK OF CANADA NY FLT CERT DEPOS		78009N5Z5	25,000,000.00	ROYAL		100.00	25,001,025.00	1,025.00	1,025.00	0.08	0.58	2.11
DTD 01/03/2018 2.251% 01/03/2019												
SVENSKA HANDELSBANKEN NY LT CD		86958JH88	20,700,000.00	CASTLE		99.54	20,605,628.70	(8,176.50)	(17,791.86)	0.61	0.61	2.59
DTD 01/12/2017 1.890% 01/10/2019												
TORONTO DOMINION BANK NY CERT DEPOS		89113XVC5	25,000,000.00	TOR DOM		99.74	24,934,534.50	(65,465.50)	(65,465.50)	0.65	0.65	2.54
DTD 01/25/2018 2.150% 01/25/2019												
COMMONWEALTH BANK OF AUSTRALIA NY FLT C		20271ENES	50,000,000.00	ICAP		99.82	49,912,000.00	(88,000.00)	(88,000.00)	0.08	0.73	2.43
DTD 02/27/2018 2.248% 02/27/2019												
WESTPAC BANKING CORP NY FLT CERT DEPOS		96121T7C6	50,000,000.00	ICAP		100.03	50,013,000.00	13,000.00	13,000.00	0.08	0.76	2.24
DTD 03/06/2018 2.253% 03/06/2019												
ROYAL BANK OF CANADA NY FLT CERT DEPOS		78012UCT0	25,000,000.00	ROYAL		100.07	25,018,725.00	18,725.00	18,725.00	0.25	0.84	2.47
DTD 04/09/2018 2.561% 04/09/2019												
NORDEA BK AB (PUBL)/NY FLOATING CD		65590ATJ5	25,000,000.00	ICAP		100.05	25,012,000.00	12,000.00	12,000.00	0.08	0.88	3.20
DTD 03/14/2018 3.209% 04/22/2019												



Managed Account Fair Market Value & Analytics

For the Month Ending **May 31, 2018**

SAN BERNARDINO COUNTY - 76990800

Security Type/Description	Dated Date/Coupon/Maturity	CUSIP	Par	Broker	Next Call Date	Market Price	Market Value	Unreal G/L On Cost	Unreal G/L Amort Cost	Effective Duration	Duration to Worst at Mkt	YTM
Certificate of Deposit												
BANK OF NOVA SCOTIA HOUSTON FLT CD	06417GR34	25,000,000.00	BNS			100.09	25,022,125.00	22,125.00	22,125.00	0.25	0.91	2.53
DTD 03/29/2018 2.608% 05/01/2019												
BANK OF MONTREAL CHICAGO FLOATING CD	06371E5T0	25,000,000.00	BMO_DIR			100.09	25,022,250.00	22,250.00	22,250.00	0.08	1.00	2.29
DTD 05/11/2018 2.351% 06/03/2019												

Security Type Sub-Total **1,350,700,000.00** **1,350,342,816.20** **(272,048.83)** **(281,024.36)** **0.17** **0.29** **2.14**

Bank Note												
US BANK NA CALLABLE BANK NOTE	90331HNG4	40,000,000.00	MORGANST		09/23/20	97.94	39,175,240.00	(816,760.00)	(818,321.60)	2.30	2.31	2.95
DTD 10/24/2017 2.050% 10/23/2020												
US BANK NA CINCINNATI CALLABLE BANK NOTE	90331HNP4	15,000,000.00	US BANK		03/26/21	100.33	15,049,230.00	50,130.00	50,101.95	2.72	2.67	3.03
DTD 04/26/2018 3.150% 04/26/2021												

Security Type Sub-Total **55,000,000.00** **54,224,470.00** **(766,630.00)** **(768,219.65)** **2.42** **2.41** **2.97**

Managed Account Sub-Total **6,893,372,000.00** **6,844,015,893.17** **(30,564,601.55)** **(36,629,326.04)** **0.91** **0.93** **2.20**

Securities Sub-Total **\$6,893,372,000.00** **\$6,844,015,893.17** **(\$30,564,601.55)** **(\$36,629,326.04)** **0.91** **0.93** **2.20%**

Accrued Interest **\$18,505,511.12**

Total Investments **\$6,862,521,404.29**



Managed Account Security Transactions & Interest

For the Month Ending **May 31, 2018**

SAN BERNARDINO COUNTY - 76990800

Transaction Type	Trade	Settle	Security Description	CUSIP	Par	Principal Proceeds	Accrued Interest	Total	Realized G/L Cost	Realized G/L Amort Cost	Sale Method
BUY											
	05/01/18	05/01/18	CREDIT AGRICOLE CIB NY COMM PAPER	22533UE25	140,000,000.00	(139,993,427.78)	0.00	(139,993,427.78)			
			DTD 10/30/2017 0.000% 05/02/2018								
	05/02/18	05/02/18	CREDIT AGRICOLE CIB NY COMM PAPER	22533UE33	120,000,000.00	(119,994,366.67)	0.00	(119,994,366.67)			
			-- 0.000% 05/03/2018								
	05/02/18	05/04/18	SVENSKA HANDELSBANKEN NY LT CD	86958JHB8	20,700,000.00	(20,613,805.20)	(123,889.50)	(20,737,694.70)			
			DTD 01/12/2017 1.890% 01/10/2019								
	05/03/18	05/03/18	CREDIT AGRICOLE CIB NY COMM PAPER	22533UE41	110,000,000.00	(109,994,836.11)	0.00	(109,994,836.11)			
			-- 0.000% 05/04/2018								
	05/04/18	05/04/18	CREDIT AGRICOLE CIB NY COMM PAPER	22533UE74	105,000,000.00	(104,985,212.50)	0.00	(104,985,212.50)			
			DTD 11/03/2017 0.000% 05/07/2018								
	05/07/18	05/07/18	CREDIT AGRICOLE CIB NY COMM PAPER	22533UE82	107,000,000.00	(106,994,976.94)	0.00	(106,994,976.94)			
			DTD 11/01/2017 0.000% 05/08/2018								
	05/08/18	05/08/18	CREDIT AGRICOLE CIB NY COMM PAPER	22533UE90	91,000,000.00	(90,995,728.06)	0.00	(90,995,728.06)			
			-- 0.000% 05/09/2018								
	05/09/18	05/09/18	CREDIT AGRICOLE CIB NY COMM PAPER	22533UG98	50,000,000.00	(49,833,944.44)	0.00	(49,833,944.44)			
			DTD 01/08/2018 0.000% 07/09/2018								
	05/09/18	05/09/18	CREDIT AGRICOLE CIB NY COMM PAPER	22533UEA7	45,000,000.00	(44,997,887.50)	0.00	(44,997,887.50)			
			-- 0.000% 05/10/2018								
	05/10/18	05/10/18	CREDIT AGRICOLE CIB NY COMM PAPER	22533UEB5	59,000,000.00	(58,997,230.28)	0.00	(58,997,230.28)			
			DTD 08/22/2017 0.000% 05/11/2018								
	05/10/18	05/11/18	BANK OF MONTREAL CHICAGO FLOATING CD	06371E5T0	25,000,000.00	(25,000,000.00)	0.00	(25,000,000.00)			
			DTD 05/11/2018 2.351% 06/03/2019								



Managed Account Security Transactions & Interest

For the Month Ending **May 31, 2018**

SAN BERNARDINO COUNTY - 76990800

Transaction Type	Trade	Settle	Security Description	CUSIP	Par	Principal Proceeds	Accrued Interest	Total	Realized G/L Cost	Realized G/L Amort Cost	Sale Method
BUY											
	05/11/18	05/11/18	CREDIT AGRICOLE CIB NY COMM PAPER	22533UEE9	70,000,000.00	(69,990,141.67)	0.00	(69,990,141.67)			
			DTD 11/10/2017 0.000% 05/14/2018								
	05/14/18	05/14/18	CREDIT AGRICOLE CIB NY COMM PAPER	22533UEF6	65,000,000.00	(64,996,948.61)	0.00	(64,996,948.61)			
			DTD 11/29/2017 0.000% 05/15/2018								
	05/15/18	05/15/18	CREDIT AGRICOLE CIB NY COMM PAPER	22533UEG4	65,000,000.00	(64,996,948.61)	0.00	(64,996,948.61)			
			-- 0.000% 05/16/2018								
	05/16/18	05/16/18	CREDIT AGRICOLE CIB NY COMM PAPER	22533UEH2	60,000,000.00	(59,997,183.33)	0.00	(59,997,183.33)			
			DTD 11/17/2017 0.000% 05/17/2018								
	05/16/18	05/17/18	CREDIT AGRICOLE CIB NY COMM PAPER	22533UH14	25,000,000.00	(24,891,277.78)	0.00	(24,891,277.78)			
			DTD 02/02/2018 0.000% 08/01/2018								
	05/17/18	05/17/18	CREDIT AGRICOLE CIB NY COMM PAPER	22533UEJ8	25,000,000.00	(24,998,826.39)	0.00	(24,998,826.39)			
			DTD 11/13/2017 0.000% 05/18/2018								
	05/18/18	05/18/18	CREDIT AGRICOLE CIB NY COMM PAPER	22533UEM1	25,000,000.00	(24,996,479.17)	0.00	(24,996,479.17)			
			-- 0.000% 05/21/2018								
	05/18/18	05/21/18	FEDERAL HOME LOAN BANKS NOTES	3130AEC17	50,000,000.00	(49,982,000.00)	0.00	(49,982,000.00)			
			DTD 05/21/2018 2.625% 05/28/2020								
	05/25/18	05/25/18	CREDIT AGRICOLE CIB NY COMM PAPER	22533UEV1	75,000,000.00	(74,985,916.67)	0.00	(74,985,916.67)			
			DTD 11/27/2017 0.000% 05/29/2018								
	05/29/18	05/29/18	NATIXIS NY BRANCH COMM PAPER	63873KEW3	141,000,000.00	(140,993,380.83)	0.00	(140,993,380.83)			
			-- 0.000% 05/30/2018								
	05/29/18	05/29/18	MUFG BANK LTD/NY COMM PAPER	62479MFL2	35,000,000.00	(34,960,644.44)	0.00	(34,960,644.44)			
			-- 0.000% 06/20/2018								
	05/29/18	05/29/18	MUFG BANK LTD/NY COMM PAPER	62479MG31	35,000,000.00	(34,933,986.11)	0.00	(34,933,986.11)			
			-- 0.000% 07/03/2018								



Managed Account Security Transactions & Interest

For the Month Ending **May 31, 2018**

SAN BERNARDINO COUNTY - 76990800

Transaction Type	Trade	Settle	Security Description	CUSIP	Par	Principal Proceeds	Accrued Interest	Total	Realized G/L Cost	Realized G/L Amort Cost	Sale Method
BUY											
	05/29/18	05/29/18	CREDIT AGRICOLE CIB NY COMM PAPER	22533UEW9	150,000,000.00	(149,992,958.33)	0.00	(149,992,958.33)			
			DTD 01/16/2018 0.000% 05/30/2018								
	05/30/18	05/30/18	CREDIT AGRICOLE CIB NY COMM PAPER	22533UF16	150,000,000.00	(149,985,916.67)	0.00	(149,985,916.67)			
			DTD 12/01/2017 0.000% 06/01/2018								
	05/30/18	05/30/18	NATIXIS NY BRANCH COMM PAPER	63873KF10	150,000,000.00	(149,985,916.67)	0.00	(149,985,916.67)			
			-- 0.000% 06/01/2018								
Transaction Type Sub-Total					1,993,700,000.00	(1,993,089,940.76)	(123,889.50)	(1,993,213,830.26)			
INTEREST											
	05/01/18	05/01/18	SVENSKA HANDELSBANKEN NY FLOATING CD	86958JWE5	50,000,000.00	0.00	78,045.35	78,045.35			
			DTD 12/04/2017 2.027% 06/01/2018								
	05/01/18	05/01/18	BANK OF MONTREAL CHICAGO FLOATING CD	06371EXS1	25,000,000.00	0.00	39,411.55	39,411.55			
			DTD 12/11/2017 2.047% 06/01/2018								
	05/01/18	05/01/18	CBA AUSTRALIA NY FLOATING CERT DEPOS	20271EML0	50,000,000.00	0.00	79,212.00	79,212.00			
			DTD 07/25/2017 2.132% 08/01/2018								
	05/01/18	05/01/18	BANK OF NOVA SCOTIA HOUSTON FLOATING CD	06417GC71	50,000,000.00	0.00	78,434.20	78,434.20			
			DTD 12/08/2017 2.037% 06/01/2018								
	05/01/18	05/02/18	BANK OF NOVA SCOTIA HOUSTON FLT CD	06417GR34	25,000,000.00	0.00	48,741.00	48,741.00			
			DTD 03/29/2018 2.608% 05/01/2019								
	05/03/18	05/03/18	MICROSOFT CORP NOTES	594918BF0	1,000,000.00	0.00	6,500.00	6,500.00			
			DTD 11/03/2015 1.300% 11/03/2018								
	05/03/18	05/03/18	ROYAL BANK OF CANADA NY FLT CERT DEPOS	78009N5Z5	25,000,000.00	0.00	44,518.33	44,518.33			
			DTD 01/03/2018 2.251% 01/03/2019								
	05/03/18	05/03/18	MICROSOFT CORP NOTES	594918BF0	5,000,000.00	0.00	32,500.00	32,500.00			
			DTD 11/03/2015 1.300% 11/03/2018								



Managed Account Security Transactions & Interest

For the Month Ending **May 31, 2018**

SAN BERNARDINO COUNTY - 76990800

Transaction Type	Trade	Settle	Security Description	CUSIP	Par	Principal Proceeds	Accrued Interest	Total	Realized G/L Cost	Realized G/L Amort Cost	Sale Method
INTEREST											
	05/03/18	05/03/18	MICROSOFT CORP NOTES DTD 11/03/2015 1.300% 11/03/2018	594918BF0	3,500,000.00	0.00	22,750.00	22,750.00			
	05/03/18	05/03/18	MICROSOFT CORP NOTES DTD 11/03/2015 1.300% 11/03/2018	594918BF0	1,000,000.00	0.00	6,500.00	6,500.00			
	05/03/18	05/03/18	MICROSOFT CORP NOTES DTD 11/03/2015 1.300% 11/03/2018	594918BF0	5,000,000.00	0.00	32,500.00	32,500.00			
	05/03/18	05/03/18	MICROSOFT CORP NOTES DTD 11/03/2015 1.300% 11/03/2018	594918BF0	5,000,000.00	0.00	32,500.00	32,500.00			
	05/03/18	05/03/18	MICROSOFT CORP NOTES DTD 11/03/2015 1.300% 11/03/2018	594918BF0	4,500,000.00	0.00	29,250.00	29,250.00			
	05/04/18	05/04/18	FHLB NOTES DTD 05/04/2015 1.000% 05/04/2018	3130A57K9	25,000,000.00	0.00	125,000.00	125,000.00			
	05/08/18	05/08/18	FFCB BONDS DTD 05/08/2017 1.550% 05/08/2020	3133EHJA2	25,000,000.00	0.00	193,750.00	193,750.00			
	05/08/18	05/08/18	WESTPAC BANKING CORP NY FLT CERT DEPOS	96121T7C6	50,000,000.00	0.00	98,694.65	98,694.65			
	05/08/18	05/08/18	TORONTO DOMINION BANK NY FLOATING CD	89113W5C6	50,000,000.00	0.00	92,916.90	92,916.90			
	05/10/18	05/10/18	BANK OF MONTREAL CHICAGO (FLOAT) CD	06427KWW5	50,000,000.00	0.00	90,713.75	90,713.75			
	05/10/18	05/10/18	JOHNSON & JOHNSON CORP NOTE DTD 11/10/2017 1.950% 11/10/2020	478160CH5	3,000,000.00	0.00	29,250.00	29,250.00			
	05/11/18	05/11/18	FFCB NOTES DTD 05/11/2015 1.030% 05/11/2018	3133EEJ50	25,000,000.00	0.00	128,750.00	128,750.00			
	05/11/18	05/11/18	FFCB NOTES DTD 05/11/2015 1.030% 05/11/2018	3133EEJ50	25,000,000.00	0.00	128,750.00	128,750.00			
	05/12/18	05/12/18	INTER-AMERICAN DEVEL BK NOTE DTD 04/12/2017 1.625% 05/12/2020	4581X0CX4	25,000,000.00	0.00	203,125.00	203,125.00			
	05/13/18	05/13/18	INTER-AMERICAN DEVELOPMENT BANK DTD 04/12/2016 1.000% 05/13/2019	458182DX7	100,000,000.00	0.00	500,000.00	500,000.00			



Managed Account Security Transactions & Interest

For the Month Ending **May 31, 2018**

SAN BERNARDINO COUNTY - 76990800

Transaction Type	Trade	Settle	Security Description	CUSIP	Par	Principal Proceeds	Accrued Interest	Total	Realized G/L Cost	Realized G/L Amort Cost	Sale Method
INTEREST											
	05/13/18	05/13/18	INTER-AMERICAN DEVELOPMENT BANK DTD 04/12/2016 1.000% 05/13/2019	458182DX7	25,000,000.00	0.00	125,000.00	125,000.00			
	05/14/18	05/14/18	JPMORGAN CHASE & CO CALLABLE FLT CORP	48125LRM6	10,000,000.00	0.00	51,750.03	51,750.03			
	05/15/18	05/15/18	DTD 02/13/2018 2.605% 02/13/2020 FHLB NOTES	3130AA3R7	35,000,000.00	0.00	240,625.00	240,625.00			
	05/17/18	05/17/18	DTD 11/17/2016 1.375% 11/15/2019 FHLMC NOTES	3137EAEK1	50,000,000.00	0.00	473,958.35	473,958.35			
	05/19/18	05/19/18	DTD 11/15/2017 1.875% 11/17/2020 FEDERAL FARM CREDIT BANKS FLOATING NOTE	3133EJGR4	10,000,000.00	0.00	15,296.92	15,296.92			
	05/21/18	05/21/18	DTD 03/19/2018 1.888% 11/19/2019 CBA AUSTRALIA NY FLOATING CERT DEPOS	20271EMZ9	25,000,000.00	0.00	47,458.45	47,458.45			
	05/21/18	05/21/18	DTD 12/19/2017 2.188% 12/19/2018 WESTPAC BANKING CORP NY FLOATING CD	96121T5H7	25,000,000.00	0.00	41,382.83	41,382.83			
	05/21/18	05/21/18	DTD 12/21/2017 2.178% 12/21/2018 BANK OF NOVA SCOTIA HOUSTON FLOATING CD	06417GZQ4	25,000,000.00	0.00	45,902.90	45,902.90			
	05/22/18	05/22/18	DTD 10/19/2017 2.118% 07/19/2018 NORDEA BK AB (PUBL)/NY FLOATING CD	65590ATJ5	25,000,000.00	0.00	46,284.40	46,284.40			
	05/25/18	05/25/18	DTD 03/14/2018 3.209% 04/22/2019 ROYAL BANK OF CANADA NY CD (FLOAT)	78009NT89	25,000,000.00	0.00	43,273.13	43,273.13			
	05/27/18	05/27/18	DTD 05/25/2017 2.077% 05/25/2018 INTL BANK OF RECON AND DEV GLOBAL NOTES	459058FS7	50,000,000.00	0.00	281,500.00	281,500.00			
	05/28/18	05/28/18	DTD 10/27/2016 1.125% 11/27/2019 FEDERAL HOME LOAN BANK AGENCY NOTES	3130ABF92	45,000,000.00	0.00	309,375.00	309,375.00			
			DTD 05/12/2017 1.375% 05/28/2019								



Managed Account Security Transactions & Interest

For the Month Ending **May 31, 2018**

SAN BERNARDINO COUNTY - 76990800

Transaction Type	Trade	Settle	Security Description	CUSIP	Par	Principal Proceeds	Accrued Interest	Total	Realized G/L Cost	Realized G/L Amort Cost	Sale Method
INTEREST											
05/29/18	05/29/18		JP MORGAN SECURITIES LLC FLT COMM PAPER	46640EGA0	25,000,000.00	0.00	42,911.15	42,911.15			
05/29/18	05/29/18		DTD 01/29/2018 2.198% 09/28/2018								
05/29/18	05/29/18		COMMONWEALTH BANK OF AUSTRALIA NY FLTC	20271ENE5	50,000,000.00	0.00	96,883.55	96,883.55			
05/29/18	05/29/18		DTD 02/27/2018 2.248% 02/27/2019								
05/29/18	05/29/18		BANK OF NOVA SCOTIA HOUSTON FLOATING CD	06417GYW2	25,000,000.00	0.00	48,314.30	48,314.30			
05/30/18	05/30/18		DTD 09/26/2017 2.178% 09/26/2018								
05/30/18	05/30/18		US BANK NA CERT DEPOS	90333VVP2	50,000,000.00	0.00	344,722.20	344,722.20			
05/31/18	05/31/18		DTD 01/04/2018 1.700% 05/30/2018								
05/31/18	05/31/18		US TREASURY NOTES	912828M98	25,000,000.00	0.00	203,125.00	203,125.00			
05/31/18	05/31/18		DTD 11/30/2015 1.625% 11/30/2020								
05/31/18	05/31/18		US TREASURY NOTES	912828XE5	50,000,000.00	0.00	375,000.00	375,000.00			
05/31/18	05/31/18		DTD 06/01/2015 1.500% 05/31/2020								
05/31/18	05/31/18		UNITED STATES TREASURY NOTES	912828XS4	25,000,000.00	0.00	156,250.00	156,250.00			
05/31/18	05/31/18		DTD 05/31/2017 1.250% 05/31/2019								
05/31/18	05/31/18		US TREASURY NOTES	912828G53	25,000,000.00	0.00	234,375.00	234,375.00			
05/31/18	05/31/18		DTD 12/01/2014 1.875% 11/30/2021								
05/31/18	05/31/18		US TREASURY NOTES	912828UB4	25,000,000.00	0.00	125,000.00	125,000.00			
05/31/18	05/31/18		DTD 11/30/2012 1.000% 11/30/2019								
05/31/18	05/31/18		BANK OF THE WEST MONEY MARKET FUND	BKOFWEST7	0.00	0.00	323,235.08	323,235.08			
05/31/18	05/31/18		US TREASURY NOTES	912828WN6	50,000,000.00	0.00	500,000.00	500,000.00			
05/31/18	05/31/18		DTD 06/02/2014 2.000% 05/31/2021								
05/31/18	05/31/18		UNITED STATES TREASURY NOTES	912828XS4	25,000,000.00	0.00	156,250.00	156,250.00			
05/31/18	05/31/18		DTD 05/31/2017 1.250% 05/31/2019								
05/31/18	05/31/18		CALIFORNIA ASSET MANAGEMENT PROGRAM	CAMPMF025	0.00	0.00	310,431.85	310,431.85			
05/31/18	05/31/18		US TREASURY NOTES	912828R77	25,000,000.00	0.00	171,875.00	171,875.00			
05/31/18	05/31/18		DTD 05/31/2016 1.375% 05/31/2021								
05/31/18	05/31/18		STONECASTLE FICA	FICAMF003	0.00	0.00	67,520.56	67,520.56			
05/31/18	05/31/18		FIDELITY GOVT MM FUND 2642	31607A703	0.00	0.00	1,404.60	1,404.60			
05/31/18	05/31/18		FEDERATED GOVT OBLIGATIONS FUND	608919718	0.00	0.00	1,378.22	1,378.22			



Managed Account Security Transactions & Interest

For the Month Ending **May 31, 2018**

SAN BERNARDINO COUNTY - 76990800

Transaction Type	Trade	Settle	Security Description	CUSIP	Par	Principal Proceeds	Accrued Interest	Total	Realized G/L Cost	Realized G/L Amort Cost	Sale Method
INTEREST											
05/31/18	05/31/18		US TREASURY NOTES	912828SX9	50,000,000.00	0.00	281,250.00	281,250.00			
			DTD 05/31/2012 1.125% 05/31/2019								
05/31/18	05/31/18		US TREASURY NOTES	912828VF4	50,000,000.00	0.00	343,750.00	343,750.00			
			DTD 05/31/2013 1.375% 05/31/2020								
Transaction Type Sub-Total					1,478,000,000.00	0.00	7,627,296.25	7,627,296.25			
MATURITY											
05/01/18	05/01/18		COOPERATIEVE RABOBANK U.A. COMM PAPER	21687BE15	50,000,000.00	50,000,000.00	0.00	50,000,000.00	297,402.78	0.00	
05/01/18	05/01/18		TOYOTA MOTOR CREDIT CORP COMM PAPER	89233HE18	25,000,000.00	25,000,000.00	0.00	25,000,000.00	108,125.00	0.00	
05/01/18	05/01/18		JP MORGAN SECURITIES LLC COMM PAPER	46640OE15	25,000,000.00	25,000,000.00	0.00	25,000,000.00	164,708.33	0.00	
05/01/18	05/01/18		EXXON MOBIL CORP COMM PAPER	30229BE11	25,000,000.00	25,000,000.00	0.00	25,000,000.00	54,048.61	0.00	
05/01/18	05/01/18		CREDIT AGRICOLE CIB NY COMM PAPER	22533UE17	175,000,000.00	175,000,000.00	0.00	175,000,000.00	8,215.28	0.00	
05/02/18	05/02/18		CREDIT AGRICOLE CIB NY COMM PAPER	22533UE25	140,000,000.00	140,000,000.00	0.00	140,000,000.00	6,572.22	0.00	
05/02/18	05/02/18		DEXIA CREDIT LOCAL SA NY COMM PAPER	25214PCU5	25,000,000.00	25,000,000.00	0.00	25,000,000.00	154,819.44	0.00	
05/03/18	05/03/18		CREDIT AGRICOLE CIB NY COMM PAPER	22533UE33	120,000,000.00	120,000,000.00	0.00	120,000,000.00	5,633.33	0.00	
05/04/18	05/04/18		FHLB NOTES	3130A57K9	25,000,000.00	25,000,000.00	0.00	25,000,000.00	(6,500.00)	0.00	
			DTD 05/04/2015 1.000% 05/04/2018								



Managed Account Security Transactions & Interest

For the Month Ending **May 31, 2018**

SAN BERNARDINO COUNTY - 76990800

Transaction Type	Trade	Settle	Security Description	CUSIP	Par	Principal Proceeds	Accrued Interest	Total	Realized G/L Cost	Realized G/L Amort Cost	Sale Method
MATURITY											
	05/04/18	05/04/18	CREDIT AGRICOLE CIB NY COMM PAPER	22533UE41	110,000,000.00	110,000,000.00	0.00	110,000,000.00	5,163.89	0.00	
			-- 0.000% 05/04/2018								
	05/07/18	05/07/18	CREDIT AGRICOLE CIB NY COMM PAPER	22533UE74	105,000,000.00	105,000,000.00	0.00	105,000,000.00	14,787.50	0.00	
			DTD 11/03/2017 0.000% 05/07/2018								
	05/07/18	05/07/18	MUFG BANK LTD/NY COMM PAPER	62479ME74	35,000,000.00	35,000,000.00	0.00	35,000,000.00	30,800.00	0.00	
			DTD 04/19/2018 0.000% 05/07/2018								
	05/08/18	05/08/18	CREDIT AGRICOLE CIB NY COMM PAPER	22533UE82	107,000,000.00	107,000,000.00	0.00	107,000,000.00	5,023.06	0.00	
			DTD 11/01/2017 0.000% 05/08/2018								
	05/09/18	05/09/18	CREDIT AGRICOLE CIB NY COMM PAPER	22533UE90	91,000,000.00	91,000,000.00	0.00	91,000,000.00	4,271.94	0.00	
			-- 0.000% 05/09/2018								
	05/09/18	05/09/18	MUFG BANK LTD/NY COMM PAPER	62479ME90	60,000,000.00	60,000,000.00	0.00	60,000,000.00	59,000.00	0.00	
			DTD 04/19/2018 0.000% 05/09/2018								
	05/10/18	05/10/18	CREDIT AGRICOLE CIB NY COMM PAPER	22533UEA7	45,000,000.00	45,000,000.00	0.00	45,000,000.00	2,112.50	0.00	
			-- 0.000% 05/10/2018								
	05/10/18	05/10/18	BANK OF MONTREAL CHICAGO (FLOAT) CD	06427KWW5	50,000,000.00	50,000,000.00	0.00	50,000,000.00	0.00	0.00	
			DTD 04/11/2017 2.177% 05/10/2018								
	05/11/18	05/11/18	FFCB NOTES	3133EEJ50	25,000,000.00	25,000,000.00	0.00	25,000,000.00	19,500.00	0.00	
			DTD 05/11/2015 1.030% 05/11/2018								
	05/11/18	05/11/18	FFCB NOTES	3133EEJ50	25,000,000.00	25,000,000.00	0.00	25,000,000.00	45,425.00	0.00	
			DTD 05/11/2015 1.030% 05/11/2018								
	05/11/18	05/11/18	CREDIT AGRICOLE CIB NY COMM PAPER	22533UEB5	59,000,000.00	59,000,000.00	0.00	59,000,000.00	2,769.72	0.00	
			DTD 08/22/2017 0.000% 05/11/2018								
	05/14/18	05/14/18	CREDIT AGRICOLE CIB NY COMM PAPER	22533UEE9	70,000,000.00	70,000,000.00	0.00	70,000,000.00	9,858.33	0.00	
			DTD 11/10/2017 0.000% 05/14/2018								



Managed Account Security Transactions & Interest

For the Month Ending **May 31, 2018**

SAN BERNARDINO COUNTY - 76990800

Transaction Type	Trade	Settle	Security Description	CUSIP	Par	Principal Proceeds	Accrued Interest	Total	Realized G/L Cost	Realized G/L Amort Cost	Sale Method
MATURITY											
	05/15/18	05/15/18	CREDIT AGRICOLE CIB NY COMM PAPER	22533UEF6	65,000,000.00	65,000,000.00	0.00	65,000,000.00	3,051.39	0.00	
			DTD 11/29/2017 0.000% 05/15/2018								
	05/16/18	05/16/18	CREDIT AGRICOLE CIB NY COMM PAPER	22533UEG4	65,000,000.00	65,000,000.00	0.00	65,000,000.00	3,051.39	0.00	
			-- 0.000% 05/16/2018								
	05/17/18	05/17/18	CREDIT AGRICOLE CIB NY COMM PAPER	22533UEH2	60,000,000.00	60,000,000.00	0.00	60,000,000.00	2,816.67	0.00	
			DTD 11/17/2017 0.000% 05/17/2018								
	05/18/18	05/18/18	CREDIT AGRICOLE CIB NY COMM PAPER	22533UEJ8	25,000,000.00	25,000,000.00	0.00	25,000,000.00	1,173.61	0.00	
			DTD 11/13/2017 0.000% 05/18/2018								
	05/21/18	05/21/18	CREDIT AGRICOLE CIB NY COMM PAPER	22533UEM1	25,000,000.00	25,000,000.00	0.00	25,000,000.00	3,520.83	0.00	
			-- 0.000% 05/21/2018								
	05/22/18	05/22/18	EXXON MOBIL CORP COMM PAPER	30229BEN3	60,000,000.00	60,000,000.00	0.00	60,000,000.00	189,100.00	0.00	
			DTD 03/22/2018 0.000% 05/22/2018								
	05/22/18	05/22/18	SWEDBANK NY CERT DEPOS	87019VEX1	50,000,000.00	50,000,000.00	155,000.00	50,155,000.00	0.00	0.00	
			DTD 03/23/2018 1.860% 05/22/2018								
	05/23/18	05/23/18	MJFG BANK LTD/NY COMM PAPER	62479MEP4	30,000,000.00	30,000,000.00	0.00	30,000,000.00	53,550.00	0.00	
			DTD 04/19/2018 0.000% 05/23/2018								
	05/25/18	05/25/18	ROYAL BANK OF CANADA NY CD (FLOAT)	78009NT89	25,000,000.00	25,000,000.00	0.00	25,000,000.00	0.00	0.00	
			DTD 05/25/2017 2.077% 05/25/2018								
	05/29/18	05/29/18	CREDIT AGRICOLE CIB NY COMM PAPER	22533UEV1	75,000,000.00	75,000,000.00	0.00	75,000,000.00	14,083.33	0.00	
			DTD 11/27/2017 0.000% 05/29/2018								
	05/30/18	05/30/18	US BANK NA CERT DEPOS	90333VWP2	50,000,000.00	50,000,000.00	0.00	50,000,000.00	0.00	0.00	
			DTD 01/04/2018 1.700% 05/30/2018								
	05/30/18	05/30/18	NATIXIS NY BRANCH COMM PAPER	63873KEW3	141,000,000.00	141,000,000.00	0.00	141,000,000.00	6,619.17	0.00	
			-- 0.000% 05/30/2018								
	05/30/18	05/30/18	TOYOTA MOTOR CREDIT CORP COMM PAPER	89233HEW0	50,000,000.00	50,000,000.00	0.00	50,000,000.00	349,125.00	0.00	
			-- 0.000% 05/30/2018								



Managed Account Security Transactions & Interest

For the Month Ending **May 31, 2018**

SAN BERNARDINO COUNTY - 76990800

Trade	Settle	Transaction Type	Security Description	CUSIP	Par	Principal Proceeds	Accrued Interest	Total	Realized G/L Cost	Realized G/L Amort Cost	Sale Method
MATURITY											
05/30/18	05/30/18	BNP PARIBAS NY BRANCH COMM PAPER	09659CEW4	50,000,000.00	50,000,000.00	0.00	50,000,000.00	349,125.00	0.00		
		DTD 09/05/2017 0.000% 05/30/2018									
05/30/18	05/30/18	CREDIT AGRICOLE CIB NY COMM PAPER	22533UEW9	150,000,000.00	150,000,000.00	0.00	150,000,000.00	7,041.67	0.00		
		DTD 01/16/2018 0.000% 05/30/2018									
05/30/18	05/30/18	COOPERATIVE RABOBANK U.A. COMM PAPER	21687BEW7	50,000,000.00	50,000,000.00	0.00	50,000,000.00	340,958.33	0.00		
		-- 0.000% 05/30/2018									
Transaction Type Sub-Total					2,363,000,000.00	2,363,000,000.00	155,000.00	2,363,155,000.00	2,314,953.32	0.00	
Managed Account Sub-Total					369,910,059.24	7,658,406.75	377,568,465.99	2,314,953.32	0.00		
Total Security Transactions					\$369,910,059.24	\$7,658,406.75	\$377,568,465.99	\$2,314,953.32	\$0.00		